
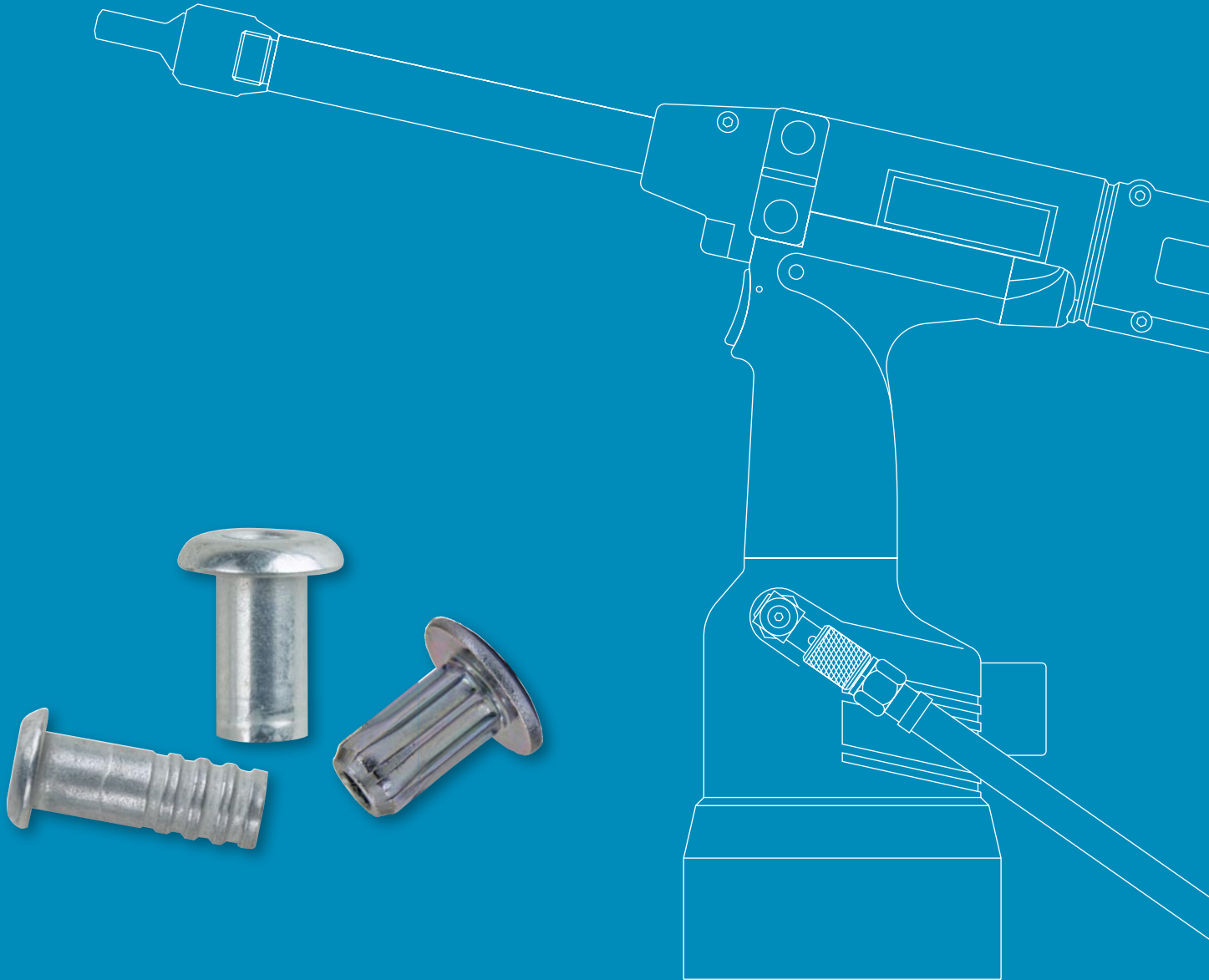




Speed Fastening[®] Systems





Reduce Assembly Costs

For fast and reliable assembly processes Avdel Speed Fastening® technology offers the most effective blind fastening solution.

High precision, system-compatible function, ease of operation and quick processes are guaranteed because you can fasten continuously from magazine or bowl fed fasteners and thus place up to 60 fasteners per minute.

Avdel Speed Fastening® Systems can be used to assemble metal and plastics, composite material and electronic components. With an average cycle time of less than two seconds these systems provide a fast installation from one side (blind).

Avdel Speed Fastening® Systems provide the possibility to significantly cut your assembly cost: short cycle times increase the productivity, and the intrinsic reliability of the process reduces rework and other quality costs. Avdel Speed Fastening® Systems are suited for use in small, medium and large batch processes as well as continuous production lines.

For smaller batches Avdel offers a choice of powertools and simple assembly workstations. For larger batches, multihead systems offer a cost effective solution. For continuous flow lines Avdel has the technology to develop fully automated assembly systems. In every case we not only see ourselves as a provider of fasteners, tools and machines but as a development and system partner with the objective of helping our customers improve their assembly performance.

Together with our customers we develop blind fastening systems that simplify your production process and improve the quality of your products.

Contents Page

	Avdel® Speed Fastening® Systems	4
	Range Overview	5
	Specifying a Speed Fastening® System	6 - 7
Systems Range Overview	Selection Guide	8

	NeoSpeed®	9
	Briv®	10
	Chobert®	11
	Double Flush Chobert®	12
	Grovit®	13
	Rivscrew®	14
	Rivscrew® PL	15
	Avtronic®	16
The Range of Avdel® Speed Fasteners	Avsert®	17
	Avlug®	18

	Installation Systems	19
	Handtools	20 - 21
	Workstations	22 - 23
Installation Equipment	Assembly Workstations	24

	NeoSpeed®	Fastener	25-26
		Equipment	27
	Briv®	Fastener	28-36
		Equipment	52-54
	Chobert®	Fastener	36-48
		Equipment	52-53/55
	Double Flush Chobert®	Fastener	49
		Equipment	52-53/55
	Grovit®	Fastener	50-51
		Equipment	52-53/55
	Rivscrew®	Fastener	56-58
		Equipment	60-61
	Rivscrew® PL	Fastener	59
		Equipment	60-61
	Avtronic®	Fastener	62-63
		Equipment	64-65
	Avsert®	Fastener	66-67
		Equipment	68
	Avlug®	Fastener	69
Data Sheets		Equipment	70-71

Avdel[®] Speed Fastening[®] Systems

Avdel speed fastening is a unique assembly system designed for rapid and reliable fastening in medium and high volume applications.

Originally designed for the aviation industry, Avdel Speed Fastening[®] Systems are now used by many of the world's foremost manufacturing companies in sectors as diverse as household goods, lighting, electronic subassemblies, light metal fabrication and automotive. Avdel speed fasteners are available in a wide range of materials, finishes, lengths and diameters and are ideal for fastening metals, plastics, composites and electronic components.

Speed fasteners are single piece fasteners which are either magazine fed or fed via a vibrating bowl to a wide choice of installation equipment. This ranges from the ultra-lightweight 753 handtool to fully automated, state of the art assembly systems.

Benefits of assembly

Increased manufacturing throughput

An Avdel Speed Fastening[®] System can be fully optimised to give cycle times of less than two seconds. This rapid, blind sided process delivers a throughput up to four times greater than a traditional threaded or riveted solution.

Reduced component handling

The fasteners are fed via a magazine or into a bowl feeder. This eliminates the need for individual component handling, saves time and reduces the potential for operator injury.

No component spillage

Because the fasteners are held captively they should not be dropped onto the floor or into the application. This avoids wasted time and improves product quality while improving the working environment.

No stem loss

Traditional breakstem fasteners all too often suffer from stem loss once installed. This can lead to application rattle, electrical short circuits or worse. Speed fasteners have no stems.

Improved joint quality

Speed installation technology provides a consistent, repeatable joint. What's more, unlike threaded fasteners, there is no requirement for torque control – no more problems of stripped holes or loose joints.

Improved joint performance

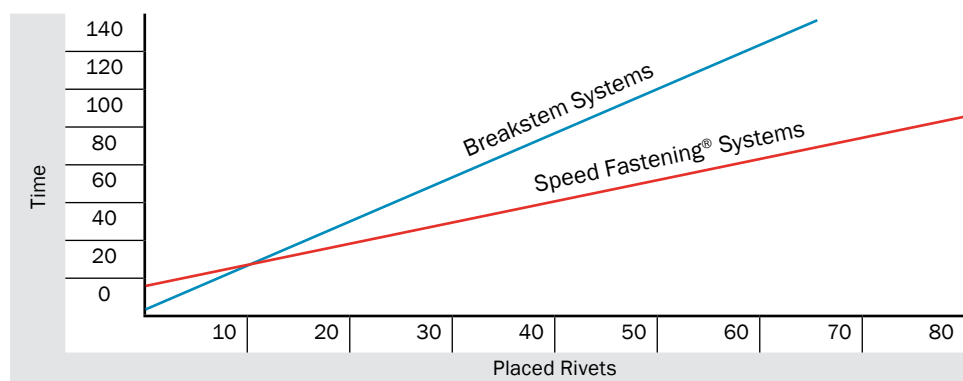
Once installed speed fasteners give excellent clamp up, shear and tension performance. They are also virtually immune from vibration loosening.

Process flexibility










Avdel Speed Fastening[®] Systems can be used for low volume, off-line batch or jobbing shop work through to flow line processes. From hand held tools to multiheaded modular workstations, we can design a Speed Fastening[®] System to suit your assembly requirements. A wide variety of products in many industries are assembled with these systems including automotive, electronics, domestic appliance and general industrial.

Time Analysis

Avdel[®] Speed Fastening[®] is the more efficient system after only 10 placed rivets.



Range Overview

Brand	Material	Key features
NeoSpeed® 	Aluminium Alloy Steel	Wide grip range High joint clamp Hole filling Very high strength
Briv® 	Aluminium Alloy Steel Stainless Steel Brass	Bulbed tail form Large headform High joint clamp Good joint gap closure
Rivscrew® 	Steel	Threaded fastener Removable with hex key and reusable Fastens into materials up to Vickers hardness 105 Hv5
Chobert® 	Aluminium Alloy Steel Brass	Internal tapered bore Controlled clamp High shear Ideal for soft and brittle materials
Double Flush Chobert® 	Steel	Flush surface on both sides of the joint Reduces excess space requirements within the chassis
Grovit® 	Aluminium Alloy Steel	Designed for blind hole applications Annular grooves on body For use in wood, plastics, fibreglass and aluminium
Avtronic® 	Brass Aluminium Alloy	Attaches DIN 41612 connectors and other components to PCBs Annular grooves on body
Avsert® 	Brass	Threaded stand-off pillars for PCBs Internally threaded bore Many stand-off heights
Avlug® 	Brass	Solderable terminal posts for PCBs Rolled/knurled shank


Assembly with standard tool



Fasteners fed via a vibrating bowl



Magazine fed fasteners



Specifying a Speed Fastening® System

To optimise the performance of your Avdel Speed Fastening® System it is important to select the correct combination of fastener, nose equipment, mandrel and follower spring. It is also critical to ensure that the combination selected is suited for use with your choice of installation process. If you need any help in specifying the required components then do not hesitate to contact your local Avdel representative. Further information on corrosion, safety and RoHS can be found on our website www.avdel-global.com.

Fastener Selection

Standard Fasteners

Removability

Rivscrew® fasteners are ideal for applications requiring disassembly for repair or rework. They can simply be unscrewed using a standard hexagonal allen key.

Clamp

Briv® fasteners should be specified in applications requiring high clamp loads. NeoSpeed® fasteners combine high clamp throughout a wide grip range. Chobert® fasteners provide a lighter, controlled clamp making them ideal for softer or low strength materials.

Head Type

Fasteners are available with dome head. Briv® and Chobert® are also available with countersunk headform. Other head diameters may also be available as specials – please contact your local Avdel representative.

Specialist Fasteners

Avtronic®

Designed for attaching DIN and other connectors, card ejectors and heatsinks to printed circuit boards.

Avsert®


Cost effective stand-off pillars for printed circuit boards.

Avlug®

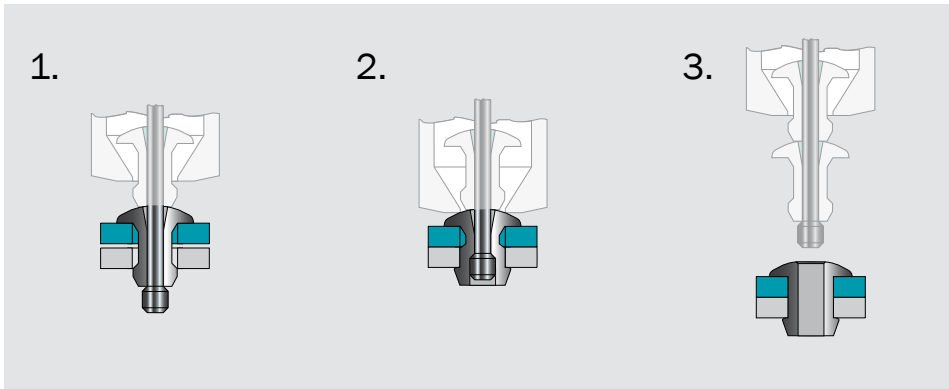
Cost effective terminal posts for printed circuit boards.

Fastener Material & Surface Finish

Avdel speed fasteners are available in stainless steel, steel, aluminium and brass. The choice of material should be made on the basis of performance (shear and tensile strength), suitability for use with the parent material and corrosion resistance. For performance data please see the relevant technical data sheets.



Typical placing sequence



1. The mandrel with pre-loaded fastener is located in the hole.

2. Tool activation pulls the mandrel through the fastener, expanding it within the hole to provide high clamp and secure joints.

3. At the end of the installation cycle, the next fastener is automatically delivered to the nose of the tool, ready to repeat the assembly process.

Please visit our website www.avdel-global.com for fastener placing animations.

The surface finishes for Avdel® speed fasteners are as follows:

Steel

Zinc plate and clear passivation
Option:
Enamel paint
Zinc nickel
Organic coatings

Aluminium Alloy

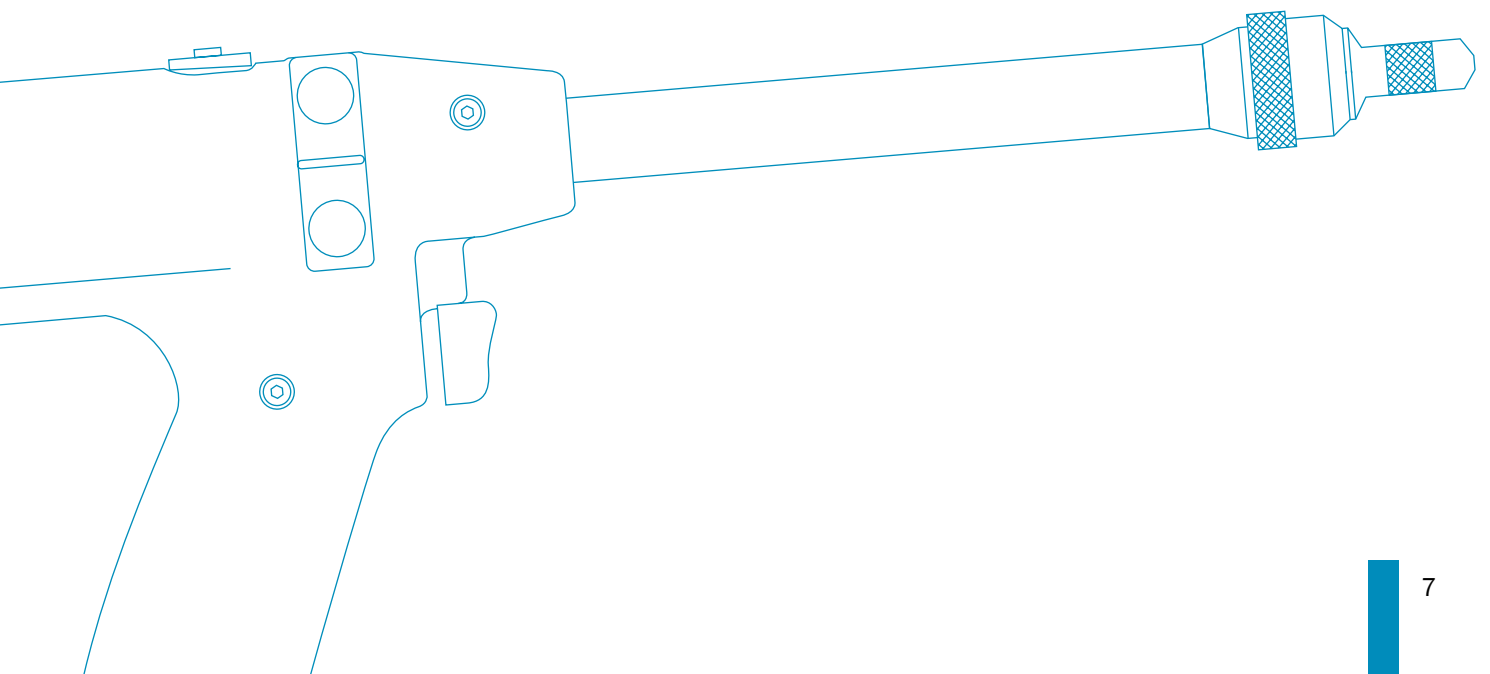
Natural
Option:
Anodising
Enamel paint

Stainless Steel

Polished

Brass

Brightened or hot tin dipped
(for solderability)




Selection Guide

This table is designed as a guide to help you select the most suitable Avdel® speed fastener for your particular application. Full technical and performance data for each speed fastener can also be found on our website or contact your local Avdel representative.

Product Range	Material	Finish	Headform	Fastener Size (nom)	Thread Size	Page No.
Neo-Speed®	Aluminium 2.5 % Mg					
	Aluminium 3.5 % Mg					
	Aluminium 5 % Mg					
	Steel					
	Stainless Steel					
	Brass					
	Natural					
	Zinc plated					
	Polished/bright					
	Electro tin plated					
	Tin plated					
	Nickel plated					
	Anodysed red					
	Dome					
	Low profile					
	Countersunk					
	1.6 mm (1/16")					
	2.4 mm (3/32")					
2.5 mm						
2.8 mm						
3.0 mm						
3.2 mm (1/8")						
3.5 mm						
4.0 mm (5/32")						
4.5 mm						
4.8 mm (3/16")						
6.0 mm						
6.4 mm (1/4")						
M2.5						
M3						
						Series No.
						Description
						Data Sheet
Neo-Speed®						57101 9 25
						57121 9 26
Briv®						1801 10 28
						1802 10 30
						1804 10 28
						1821 10 31
						1822 10 33
						1833 10 34
						1841 10 36
Chobert®						1121 11 37
						1122 11 39
						1124 11 40
						1125 11 42
						1131 11 42
						1132 11 40
						1135 11 42
						1136 11 40
						1141 11 44
						1142 11 46
						1143 11 44
						1144 11 46
						1147 11 44
						1148 11 46
Double Flush Chobert®						1162 11 48
						1110 12 49
Grovit®						1101 13 50
						1103 13 51
Rivscrew® PL						1722 14 56
						1733 14 58
						1742 15 59
Avtronic®						1188 16 62
						1189 16 63
Avsert®						1117 17 66
						1118 17 67
Avlug®						1107 18 69

NeoSpeed[®] Wide Grip Range

Speed fasteners with an unique splined rivet design combining high clamp throughout a wide grip range - simply the strongest, most versatile speed riveting system in the world.



Key features and benefits

- The NeoSpeed[®] fastening process delivers a throughput up to four times greater than traditional threaded or breakstem fasteners
- Multi-grip capability accommodates wide variations in material thickness
- One rivet can be used to replace several standard grip fasteners
- External splines fill rear sheet and oversize front sheet holes
- 3x greater hole size tolerance than standard breakstem rivets
- Far less sensitive to application variations
- Easier specification due to one-rivet x one mandrel solution
- Typically half the installed weight versus an equivalent breakstem rivet

Specifications

Sizes:

3.2 mm to 4.8 mm
(1/8" to 3/16")

Materials:

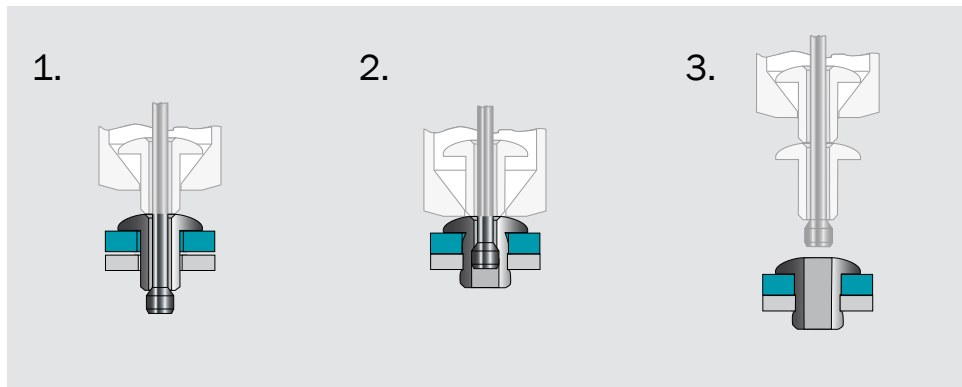
Aluminium alloy, steel

Headform:

Mushroom

Avdel Patent pending.

Typical placing sequence



Please visit our website www.avdel-global.com for fastener placing animations.

Assembly applications

- Automotive
- Electronics
- Domestic appliances
- Electrical equipment
- General light fabrication

Airbags



Interior



Seat & trim



Heating




Rapid action door



Computer cabinet



Solar panel



Briv[®] High Shear, High Clamp Fasteners

Speed fasteners with a bulbed tail providing consistent high clamp and shear. Can be used to assemble many materials including metal, plastic and aluminium alloy.



Key features and benefits

- Bulbed tail and foreshortening of the fastener during installation ensures high clamp
- Bulbed tail and large headform provide a large bearing area for soft materials
- Tapered tail for ease of hole entry
- Expands radially during installation to ensure maximum hole fill
- Lower in-place costs than welding or nail rivets
- Bright tin plated brass option for ease of soldering and good electrical conductivity
- Stainless steel option for applications subject to high temperature or corrosion
- Can be bowl fed for larger volume applications using automated equipment

Specifications

Sizes:

2.4 mm (3/32") to 6 mm

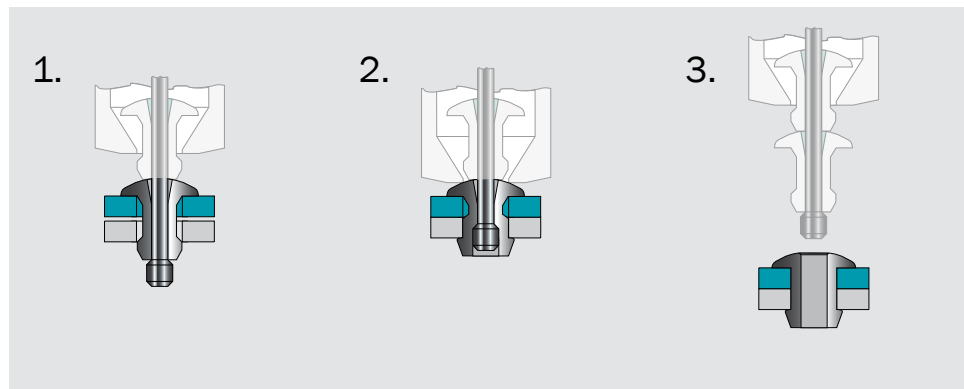
Materials:

Aluminium alloy, steel, stainless steel and brass

Headforms:

Dome, countersunk

Typical placing sequence



Please visit our website www.avdel-global.com for fastener placing animations.

Assembly applications

- Automotive
- Electronic components
- Sheet metal
- Electrical engineering
- Domestic appliances
- Furniture
- General light fabrication

Vacuum pump for diesel engines



Domestic heating systems




Office furniture



Computer cabinet



Automotive plastic connector to moulded chassis



Automotive stereo speaker



Chobert® For Soft and Brittle Materials

Speed fasteners which provide consistent controlled clamp, ideal for soft or brittle materials.



Key features and benefits

- Internally tapered bore ensures consistent light clamp to reduce potential damage to materials
- Expands radially during installation to ensure maximum hole fill
- Lower in-place costs than welding or nail rivets
- Ideal pivot pin or hose tail
- Bright tin plated brass option for ease of soldering and good electrical conductivity
- Can be bowl fed for larger volume applications using automated equipment

Specifications

Sizes:

2.4 mm to 6.4 mm
(3/32" to 1/4")

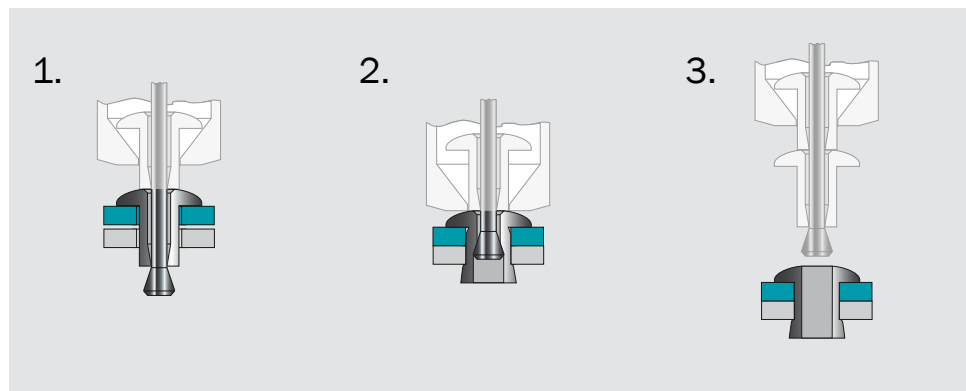
Materials:

Aluminium alloy,
steel and brass

Headforms:

Dome, low profile
countersunk

Typical placing sequence



Please visit our website www.avdel-global.com for fastener placing animations.

Assembly applications

- Automotive
- Electronic components
- Sheet metal
- Electrical engineering
- Injection moulded components
- Switchgear
- Domestic appliances
- General sheet metal
- General light fabrication


Window hinge



Alloy tube with nylon bush



Computer rack glass door hinge



Housing for car alarm



Composite material latch for wheel cover



Cooler



Double Flush Chobert®

Speed Fastening® rivet with countersunk head for use in exceptionally thin sheet materials. Based on the Avdel Chobert® design, it is an ideal solution for fastening in the electronics industry and other applications where rear protrusion and rivet stem loosening are non preferred.



Key features and benefits

- Flush surface on both sides of the joint*
 - Reduces excess space requirements within the chassis
 - Common hole form can be used throughout the chassis design to reduce complexity
 - Expands radially in the material during installation
 - Can be installed from either direction if accessible
 - Provides superior joint strength when compared to competitive technologies
 - One-piece fastener eliminates potential stem fall out that can cause electrical problems
- * Rear sheet tail protrusion of installed fastener up to 0.5 mm is permissible

Specifications

Sizes:

3.2 mm (1/8")

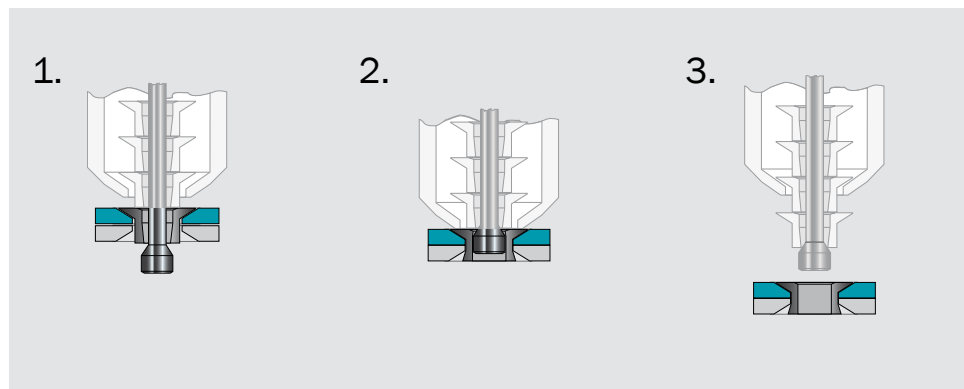
Materials:

Steel

Headforms:

Countersunk

Typical placing sequence



Please visit our website www.avdel-global.com for fastener placing animations.


Assembly applications

- Computer chassis
- Electronic devices and components
- Automotive applications
- Domestic appliances
- HVAC
- General thin sheet fabrications where material cost and blindside space is at a premium

Computer chassis



Gas firing



Grovit[®] For Blind Hole Applications

Designed for blind hole applications in wood, plastics, fibre-glass and aluminium. Can also be used in harder substrates.



Key features and benefits

- Annular grooves on the body expand radially during installation
- Provide a vibration resistant joint and increased pull-out resistance

Specifications

Sizes:

2.4 mm to 4.0 mm
(3/32" to 5/32")

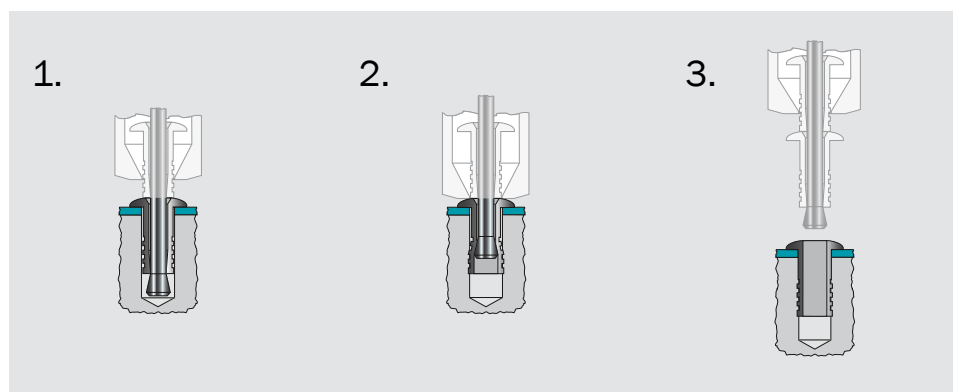
Materials:

Zinc plated steel and
aluminium alloy

Headforms:

Dome

Typical placing sequence




Please visit our website www.avdel-global.com for fastener placing animations.

Assembly applications

- Automotive
- Domestic appliances
- Electrical equipment
- Injection moulded components

Grovit[®] fastener in timber



Trouser press



Trouser press (detail)



PVC connector block in air conditioning unit



Grovit[®] fastener used as a quick connect low pressure bleed hose



PVC strip connector



Rivscrew[®] Threaded, Removable Fasteners

Threaded, removable speed fasteners that combine the speed of rivet placement with the removability of a screw.



Key features and benefits

- Expands radially during installation to form a thread in host material, eliminating the risk of over torquing and strip-out
- Placed using a hexagon mandrel which expands the threaded diameter radially, adjacent to its six corners
- Removable for servicing with a hex key and reusable
- Providing a higher vibration resistant “thread lock” in the parent material compared to standard screws
- Can be used to fasten most materials up to Vickers hardness 105 Hv5
- Eliminates the need for costly tapping or thread-forming operations
- Bright tin plated steel option for ease of soldering and good electrical conductivity
- Can be bowl fed for larger volume applications using automated equipment

Specifications

Sizes:

2.8 mm to 4.8 mm

Materials:

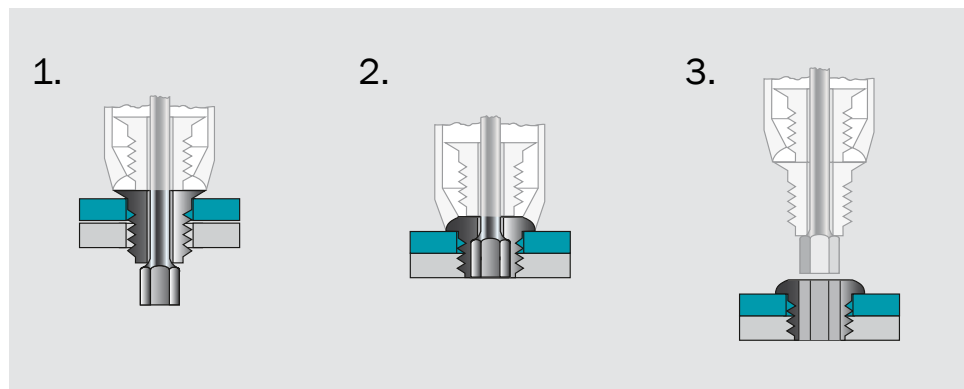
Zinc plated steel

Headforms:

Dome*

*The placed head form depends on the nose equipment used, standard Rivscrew[®] nose equipment gives a dome head form.

Typical placing sequence



Please visit our website www.avdel-global.com for fastener placing animations.

Assembly applications

- Aluminium die-cast boxes
- Cast magnesium
- Semi-conductors to thin wall and extruded heatsinks
- Semi-conductors to PCBs
- PCBs to chassis assemblies
- Fastening into injection moulded plastic bosses
- General engineering involving plastics, nylon, polycarbonate etc.

Rivscrew[®] is removable and reusable




Alternator diode plate to nylon moulding




Automotive die-cast chassis with PCB



Semi-conductors to heatsinks and printed circuit boards



Heatsinks to processor cartridges



Seat belt tensioner



Rivscrew[®] PL For Plastics

Threaded, removable speed fasteners that combine the speed of rivet placement with the removability of a screw.



Key features and benefits

Rivscrew[®] PL fasteners have the same features and benefits as the standard Rivscrew[®] fastener plus:

- Especially designed for soft and hard plastics
- Special thread design for a wide range of plastics with a flexural modulus between 340,000 and 1,400,000 p.s.i (2,000 to 10,000 N/mm²)
- Wide grip range from 3.0 to 11.8 mm covered by one fastener

Specifications

Sizes:

3.0 mm to 4.5 mm

Materials:

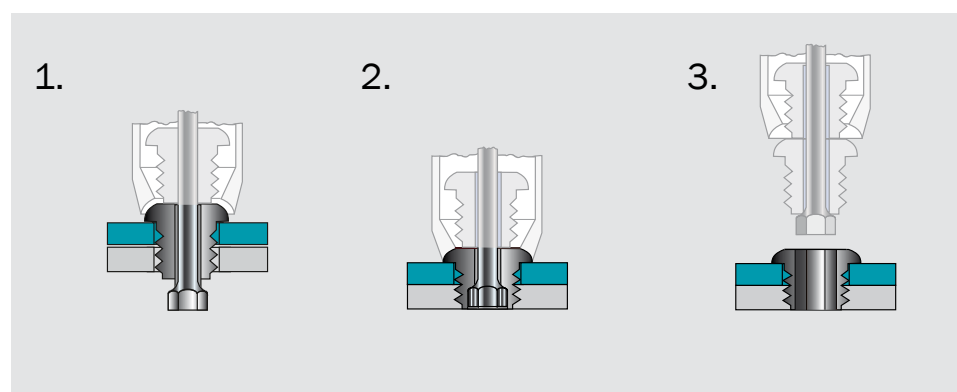
Zinc plated steel

Headforms:

Dome

Avdel Patent Protected



Typical placing sequence



Please visit our website www.avdel-global.com for fastener placing animations.

Assembly applications

- Bumper covers
- Lighting
- Plastic trim
- Printers
- Domestic appliances
- Toys
- Plastic enclosures



Avtronic® For Attaching Connectors to PCBs

Initially designed to attach DIN 41612 connectors to PCBs but can also be used to attach a wide range of other connectors and components.



Key features and benefits

- Annular grooves on the body expand radially during installation
- Provide a vibration resistant joint, increased pull-out resistance and good residual clamp
- Various body lengths provide a wide grip range to accommodate most combinations of connector and PC board thickness
- Ideal tack rivet
- Can be used in blind hole applications

Specifications

Sizes:

2.5 mm and 2.8 mm

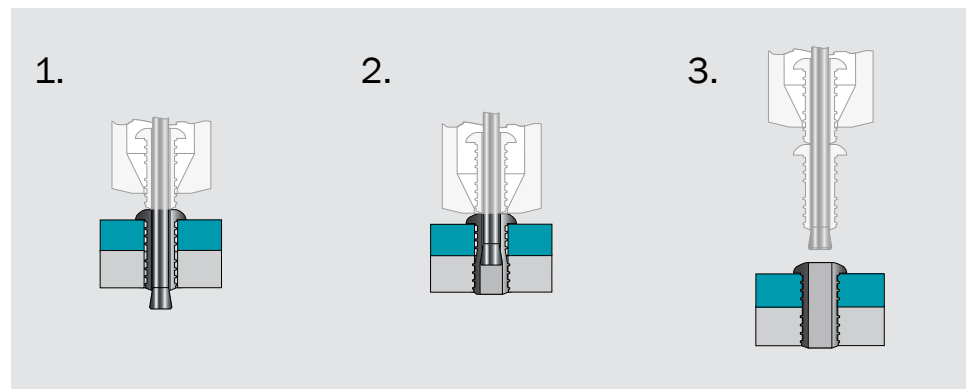
Materials:

Electro tin plated brass and aluminium alloy

Headforms:

Dome

Typical placing sequence





Please visit our website www.avdel-global.com for fastener placing animations.


Assembly applications

- DIN and other connectors
- Heatsinks
- Card ejectors
- Brackets and stiffener bars


Surface mounted connectors to PCBs



DIN 41612 male edge connector



Automotive vertical mounted connectors



Traffic light reflector and contact point



Avsert® Threaded Stand-off Pillars for PCBs

Threaded stand-off pillars for PCBs in a range of metric internal threads and many stand-off heights.



Key features and benefits

- Internally threaded bore takes a threaded part e.g. D-subminiature connectors
- Available in many stand-off heights to accommodate a wide variety of components
- Can be used for board thicknesses of 0.8 – 2.0 mm (short spigot) or 0.8 – 2.4 mm max (long spigot).
- Suitable as a female mating bush for D-subminiature connectors

Specifications

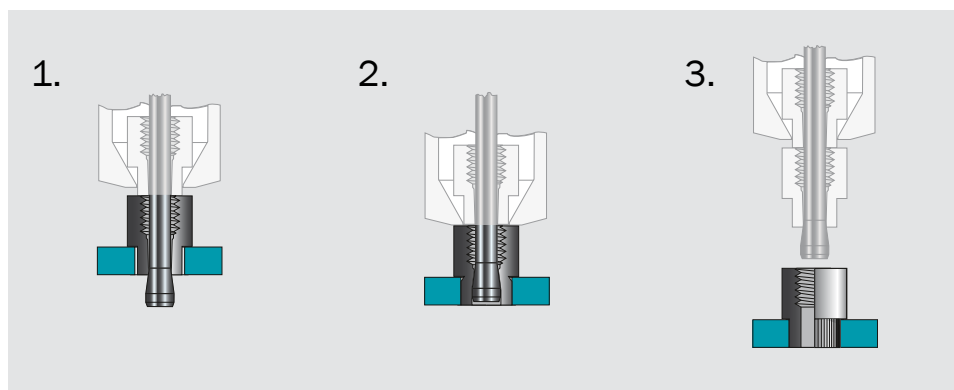
Sizes:

M2.5 x 0.45 and
M3 x 0.5 threads

Materials:

Tin plated brass



Typical placing sequence




Please visit our website www.avdel-global.com for fastener placing animations.

Assembly applications

- Aluminium geartrays and extrusions
- D-connectors
- PCBs
- Telecommunications equipment



DB25 subminiature connector
4.40 UNC female



Avlug[®] Solderable Terminal Posts

Secure, easy-to-solder terminal posts for PCBs.



Key features and benefits

- Rolled/knurled shank ensures secure placement in the PCB
- Suitable for wire wrapping or a test point for CRO tubes
- Available with diameters as small as 1.6 mm for assembly of smaller components

Specifications

Sizes:

1.6 mm to 3.2 mm
(1/16" - 1/8")

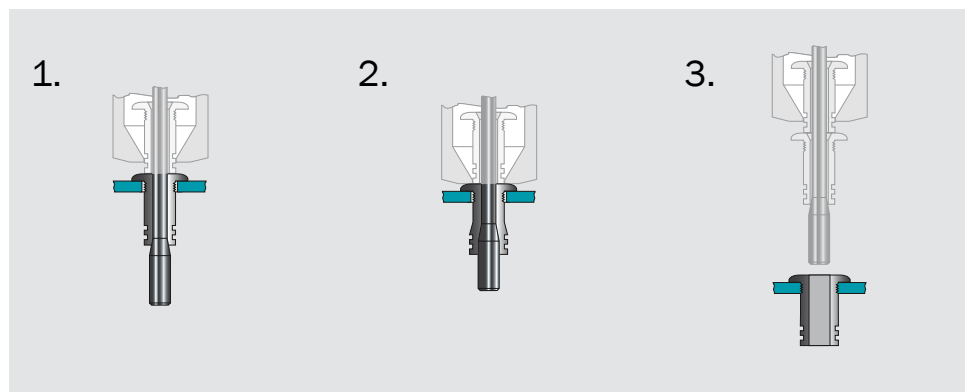
Materials:

Electro tin plated brass

Headforms:

Dome

Typical placing sequence

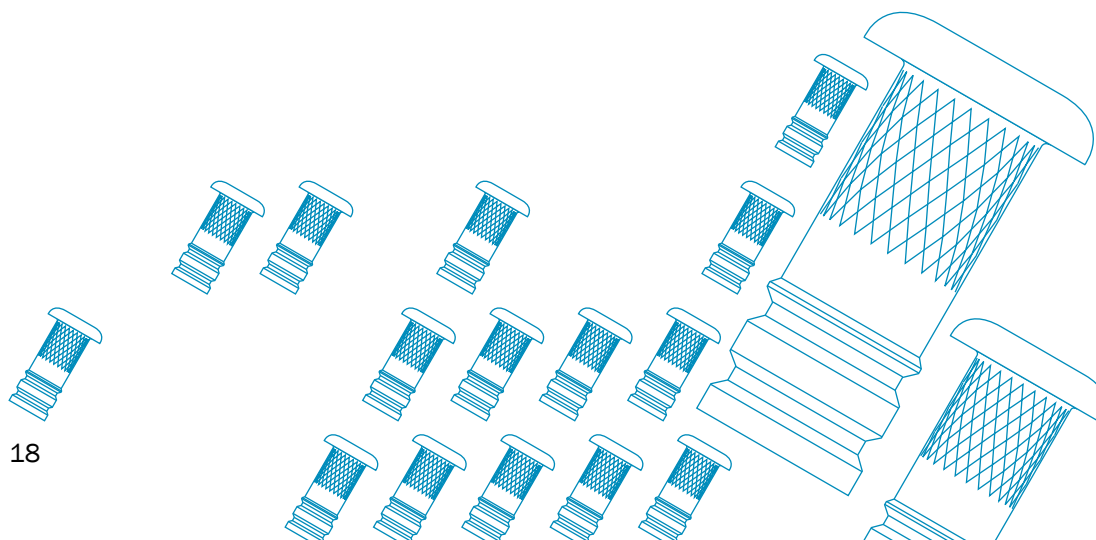



Please visit our website www.avdel-global.com for fastener placing animations.

Assembly applications

- Terminal posts
- Wire wrap

Terminal post - wire wrap



Installation Systems

From cost-effective handtools to bespoke assembly systems, Speed Fastening® equipment offers rapid and reliable assembly to meet your specific requirements. The equipment is an integral part of the Speed Fastening® System and offers the following benefits:

- High speed, reliable fastener feed
- Assembly cycle times within two seconds
- Single side assembly
- Simple operation
- Quick reload
- Low maintenance costs
- Ideal for low volume batch work through to fully automated assembly lines

Handtools

For low volume production up to 250,000 fastener p.a.

Handtools



753 Standard tool



7537 Handtool



Workstations

For medium volume production from 250,000 up to 1,000,000 fastener p.a.

Workstations



7535 Pantograph workstation



Mini-MAS




Assembly Workstations

For high volume production > 1,000,000 fastener p.a.

Bespoke systems



Twin head fixed pitch workstation



23 placing heads to assemble a computer chassis



Handtools

7530 Handtool

High performance, hydro-pneumatic handtool in heavy duty plastic, designed for rapid, blind side installation of speed fasteners. The intensifier is separated from the handtool. One tool places all speed fasteners except $\varnothing 1.6$ mm (1/16") Avlug®.

- Average cycle time of less than 2 seconds to increase productivity – up to 1500 fasteners per hour
- High capacity, magazine fed fasteners reduces component handling and subsequent spillage
- Robust & durable construction makes it suitable for most industrial environments
- Lightweight construction (split handtool and intensifier) and low actuation recoil reduces operator fatigue
- Available with in-line handle or bottom hose configuration
- Low maintenance handtool maximises productive time – no requirement for specialist maintenance training
- Long life, self priming intensifier provides consistent actuation and hence joint formation
- Long reach barrel for use in many difficult access applications

753 Standard tool



Suspended



Autoload MK 4



A suspended version is available that can be supported on a balancer to be quickly and easily moved or discarded – reducing downtime and operator fatigue.

The Autoload option provides bowl fed fasteners to minimise reloading downtime and maximise productivity. The fasteners are automatically loaded onto the mandrel. When fasteners on one mandrel are spent, the tool is placed in the nest, and the system inserts a fully-loaded replacement into the modified 753 tool. The system features an operator interface board that displays real-time reports on machine cycles and fault diagnostics. The data also can be linked to a network allowing off-site monitoring and maintenance.

Handtools

7537 Handtool

Lightweight, hydro-pneumatic handtool with integrated intensifier places all speed fasteners except 1/16" Avlug® fastener.

- Average cycle time of approx. 1 second increases productivity
- No need for long umbilical makes it flexible to use in different production environment
- Specially toughened plastic body and heavy duty rubber base increase the impact resistance and durability
- Can place the same range of fasteners and uses the same nose equipment as 7530 handtool
- Ease of maintenance due to integral cycle counter
- Avdel Patent Protected features

7536 Handtool

Lightweight, hydro-pneumatic handtool with separate intensifier places the ø 1.6 mm Avlug® speed fastener.

- Control box and air cursor for reliable use of small diameter fasteners
- Uses same placing equipment and common parts of the 7530 tool

7271 Handtool

High performance, pneumatic handtool in heavy duty plastic, designed for rapid, blind side installation of speed fasteners.

- Average cycle time of less than 2 seconds to increase productivity – up to 1500 fasteners per hour
- High capacity, magazine fed fasteners reduces component handling and subsequent spillage
- Robust & durable construction makes it suitable for most industrial environments

7537



7536



7271



Workstations Single-head

These single-head workstations can place the entire range of Avdel Speed Fastening® Systems and stand out for their ergonomic design. Rapid assembly makes them cost-effective, even with small batch sizes. Simple to operate, high mobility and easy integration into the production process are the main features. Time-consuming training of an operator is not necessary. The hydraulic riveting units provide a smooth and shock-free riveting, ideal for sensitive components. All tools only require compressed-air supply.

Pantograph Workstation

- Tool supported on an extendable arm
- Wide arm reach to over 0.8 m
- Single hand operation
- The arm can be moved around the worktop to make space for other tasks
- Intensifier can be bench or floor mounted

Fixed Arm Workstation

- Tool supported on a fixed arm
- Foot pedal control, leaving both hands free to position the workpiece
- Easy alignment of workpiece
- Height adjustable arm to meet the operator's precise ergonomic needs

Underbench Workstation

- Cost-effective workstation, requiring minimum space
- Mounted below the worktop leaving a free worksurface
- Foot pedal control, leaving both hands free to position the workpiece
- Easy alignment and precision assembly of small components
- Integral safety guard

70510 Underbench workstation



70510 Underbench workstation



7535 Pantograph workstation



7535 Fixed arm workstation



Workstations Multi-head

Mini-MAS

The Avdel Mini-MAS is a twin-head assembly station for fast, parallel assembly with compact and ergonomic design making it very easy to integrate into existing assembly lines.

- Double-head parallel riveting optimizes your assembly and increases the quality of the joining
- The rivets are presented in pairs and provide practical jig points for your components.
- Possible linear positioning of one riveting module provides progressive adjustment of the riveting pitch from 29 mm up to 120 mm (close pitch version 17 mm – 108 mm)
- Suitable for many applications
- Hydraulic riveting modules provide smooth and shock-free riveting
- Activation by a foot pedal, leaving the hands free for component handling
- Seated workstation (stand version optional available)
- ESD construction as an option

Mini-MAS



Standard nose equipment



Close pitch version



Multi-head Assembly Workstations

Multi-head assembly workstations are designed for the synchronous placement of multiple fasteners. Systems can be simple fixed, two head workstations or complex systems where as many as 60 fasteners can be placed at the same time. Most multi headed systems are customised to some extent which means that the user can enjoy the benefits of an assembly solution designed to their own specific requirements.

- Synchronous fastener placement maximises productivity and throughput
- In built fixturing reduces assembly time
- Modular assembly technology reduces maintenance costs
- Diagnostics capability improves quality control; preventive maintenance regimes can be implemented
- These workstations can be readily integrated into existing production facilities

Assembly Workstations

Automated Assembly Systems

Automated assembly systems are designed for integration within production lines and offer a complete operator free assembly solution for highest levels of productivity.

- Bowl fed fasteners for continuous fastening
- In line integration
- Diagnostic capability through operator interface
- Modular design with simple equipment access for simple maintenance processes


MIRS System to assemble vacuum pump



PMP System



29 placing heads to assemble computer chassis



10 placing heads to assemble automotive sealing strips

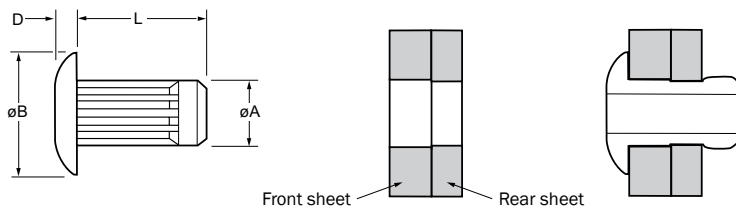


NeoSpeed® 57101



English	Français	Deutsch	Italiano	Español
Mushroom head	Tête plate	Flachrundkopf	Testa fungo	Cabeza alomada grande
Aluminium Alloy* (5% Mg)	Alliage d'aluminium* (5% Mg)	Aluminium* (5% Mg)	Lega di alluminio* (5% Mg)	Aluminio* (5% Mg)
Natural	Brut	Blank	Nessuna finitura	Natural

* : BS 1473 5056A DIN 1725 AlMg5 Werkstoff 3.3555



ø	Front sheet / Pièce avant / oberes Bauteil / lamiera anteriore / pieza delantera		Rear sheet / Pièce arrière / unteres Bauteil / lamiera posteriore / pieza trasera		øB	D	L	øA	← →	⊕	Part No/ref
	min.	max.	min.	max.							
3.2* (1/8")	0.4	2.0	3.35	3.62	6.53	1.10	4.0	3.17	0.83	1.44	57101-03204
	0.4	4.5					6.5				57101-03206
	0.4	8.6					10.7				57101-03211
4.0* (5/32")	0.5	2.2	4.10	4.43	8.18	1.25	4.7	3.90	1.25	1.91	57101-04005
	0.5	5.0					7.5				57101-04007
	0.5	9.1					11.7				57101-04012
4.8 (3/16")	0.6	2.4	5.00	5.40	9.71	1.50	5.4	4.79	1.66	3.01	57101-04805
	0.6	5.2					8.2				57101-04808
	0.6	9.2					12.4				57101-04812

all dimensions in mm / en millimètres / alle Maße in mm / in millimetri / en milímetros

1) typical values / valeurs moyennes / typische Werte / Valori tipici / resistencias máximas recomendadas

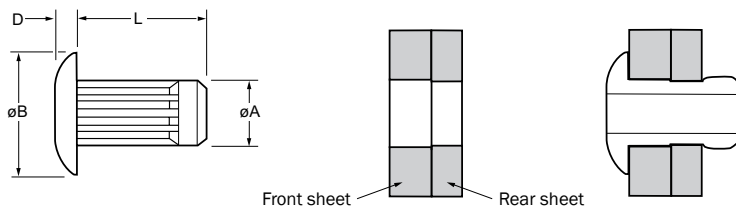
* Advance information only / sous réserve de confirmation / nur zur vorläufigen Information / informazioni solo anticipate / solo informativo

NeoSpeed® 57121



English	Français	Deutsch	Italiano	Español
Mushroom head	Tête plate	Flachrundkopf	Testa fungo	Cabeza alomada grande
Steel*	Acier*	Stahl*	Acciaio*	Acero*
Zinc plated	Revêtement zingué	Verzinkt	Zincato	Zincado
Clear trivalent passivated	Passivation claire trivalente	Klar chromatiert, Cr6-frei	Passivazione chiara trivalente	Pasivado claro trivalente

* : BS 3111 Type 0 SAE 1008 DIN 1654 QSt34-3



ø	Front sheet / Pièce avant / oberes Bauteil / lamiera anteriore/ pieza delantera		Rear sheet / Pièce arrière / unteres Bauteil / lamiera posteriore/ pieza trasera		øB	D	L	øA	←→	↕	Part No/ref	
	min.	max.	min.	max.								max.
3.2* (1/8")	0.4	2.0	3.35	3.62	6.53	1.10	4.0	3.17	1.21	2.06	57121-03204	
	0.4	4.5					6.5					57121-03206
	0.4	8.6					10.7					
4.0* (5/32")	0.5	2.2	4.10	4.43	8.18	1.25	4.7	3.90	1.76	3.16	57121-04005	
	0.5	5.0					7.5					57121-04007
	0.5	9.1					11.7					
4.8 (3/16")	0.6	2.4	5.00	5.40	9.71	1.50	5.4	4.79	2.60	4.20	57121-04805	
	0.6	5.2					8.2					57121-04808
	0.6	9.2					12.4					

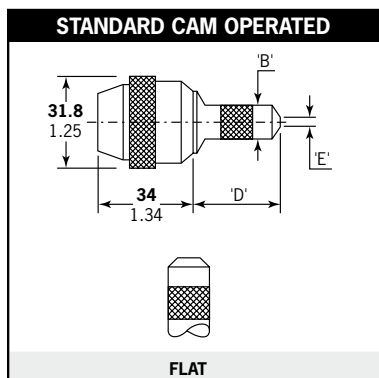
all dimensions in mm / en millimètres / alle Maße in mm / in millimetri / en milímetros

1) typical values / valeurs moyennes / typische Werte / Valori tipici / resistencias máximas recomendadas

* Advance information only / sous réserve de confirmation / nur zur vorläufigen Information / informazioni solo anticipate / solo informativo

NeoSpeed® Nose Equipment

Ensembles de nez / Mundstücke / Equipaggiamento / Equipos de colocación



Nose equipment with addition of a twist cam to ease and speed up the nose jaw opening thus the pod reloading procedure.

Ensembles de nez avec, en plus, une came facilitant et accélérant l'ouverture du nez de pose, et donc le rechargement en fixations.

Zum leichteren Magazinieren haben diese Mundstücke durch einen Drehring zu öffnende Mundstückschnäbel.

Equipaggiamento con l'aggiunta di una camma per facilitare e rendere più veloce l'apertura della testata e pertanto la procedura di ricarica dell'astuccio portarivetti.

Boquillas que incorporan una leva para facilitar y hacer más rápida la apertura de la boquilla y el procedimiento de carga.

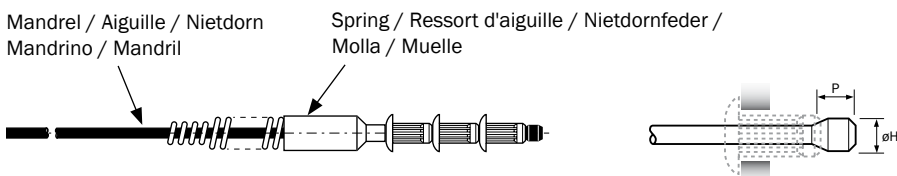
Ø nom.	Fastener / Rivets / Niettyp / Rivetti / Remaches	Nose Equipment / Nez de pose / Mundstück / Testata / Boquilla /	Part No/ref	Dimensions / Dimension / Abmessungen / Dimensioni / Dimensiones		
				B	D	E
3.2 (1/8")	NeoSpeed®	Standard cam operated	07530-03200	10.41	29.97	5.08
4.0 (5/32")		Standard cam operated	07530-03300	12.90	33.02	6.10
4.8 (3/16")		Standard cam operated	07530-03400	14.22	29.97	8.38


all dimensions in mm / en millimètres / alle Maße in mm / in millimetri / en milímetro

NeoSpeed® Mandrel and Spring Information

Aiguilles et Ressorts d'aiguille / Nietdorne und -federn

Mandri e Molle / Mandriles y Muelles



Ø nom.		Description Description Beschreibung Descrizione Descripción	Ø H	P max.	Mandrel Part No/ref	Spring Part No/ref
3.2 (1/8")	as rec.	Standard	2.34	3.05	07530-06014	07150-06814
4.0 (5/32")	as rec.	Standard	2.97	3.45	07530-06015	07170-06875
4.8 (3/16")	as rec.	Standard	3.58	3.99	07530-06016	07170-06876

all dimensions in mm / en millimètres / alle Maße in mm / in millimetri / en milímetro

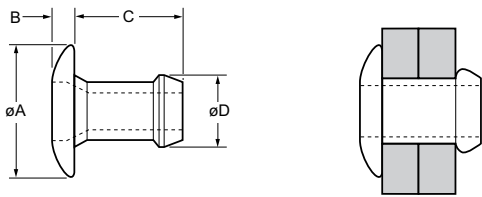
Briv® 1801, 1804



English	Français	Deutsch	Italiano	Español
Dome head	Tête plate	Flachrundkopf	Testa tonda	Cabeza alomada
Aluminium alloy* (5 % Mg)	Alliage d'aluminium* (5% Mg)	Aluminium* (5 % Mg)	Lega di alluminio* (5% Mg)	Aluminio* (5% Mg)
Natural	Brut	Blank	Nessuna finitura	Natural

*: BS 1473 5056A DIN 1725 AlMg5 Werkstoff 3.3555

Option: for 2.5 % Mg aluminium alloy replace part no. 01801 with 01861 / pour 2.5 % Mg alliage d'aluminium remplacer la série 01801 par 01861 / für 2.5 % Mg Aluminium-Legierung ersetzen Sie 01801 durch 01861 / per 2.5 % Mg lega di alluminio sostituire 01801 con 01861 / con Aluminio (2,5 % de Mg) cambiar 01801 por 01861

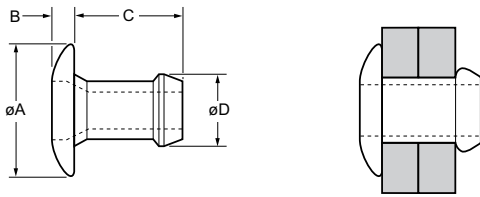


nom.	ø		min. max.		± 0.4	max.	max.	max.	kN ¹⁾	kN ¹⁾	Fasteners per pod/ Nombre de rivets par chargeur / Niete pro Magazin / Rivetti per caricatore / Uds./carga	natural / brut / blank / nessuna finitura / natural	anodised, dyed red / anodisé rouge / rot eloxiert / anodizzato rosso / anodizado rojo
	min.	max.	min.	max.							± 1	Part No/ref	Part No/ref
2.4 (3/32")	1.14	2.42	2.36	2.44	3.9	0.89	3.98	2.35	0.2	0.4	64	01801-00304	01804-00304
	2.15	3.43					5.00				52	01801-00306	01804-00306
	3.17	4.45					6.02				44	01801-00308	01804-00308
	4.19	5.47					7.04				38	01801-00310	01804-00310
	5.20	6.48					8.05				34	01801-00312	01804-00312
	6.22	7.50					9.07				30	01801-00314	01804-00314
	6.73	8.00					9.57				28	01801-00315	01804-00315
	7.24	8.51					10.08				27	01801-00316	01804-00316
	7.75	9.02					10.59				26	01801-00317	01804-00317
3.2 (1/8")	0.64	1.91	3.26	3.34	6.2	0.99	3.86	3.14	0.7	1.3	59	01801-00403	01804-00403
	1.14	2.42					4.37				58	01801-00404	01804-00404
	1.65	2.87					4.87				50	01801-00405	01804-00405
	2.15	3.43					5.39				48	01801-00406	01804-00406
	3.17	4.45					6.41				42	01801-00408	01804-00408
	4.19	5.47					7.42				37	01801-00410	01804-00410
	5.20	6.48					8.44				33	01801-00412	01804-00412
	6.22	7.50					9.45				29	01801-00414	01804-00414
	7.24	8.51					10.46				26	01801-00416	01804-00416

all dimensions in mm / en millimètres / alle Maße in mm / in millimetri / en milímetros

1) typical values / valeurs moyennes / typische Werte / Valori tipici / resistencias máximas recomendadas

Briv® 1801, 1804



ø	Ø		Ø		øA	B	C	øD	kN ¹⁾	kN ¹⁾	Fasteners per pod / Nombre de rivets par chargeur / Niete pro Magazin / Rivetti per caricatore / Uds./carga	natural / brut / blank / nessuna finitura / natural	anodised, dyed red / anodisé rouge / rot eloxiert / anodizzato rosso / anodizado rojo
	min.	max.	min.	max.									
4.0 (5/32")	1.57	2.93	3.97	4.04	7.9	0.99	4.91	3.88	1.1	1.7	52	01801-00505	01804-00505
	2.15	3.43					5.41				49	01801-00506	01804-00506
	2.66	3.94					5.92				44	01801-00507	01804-00507
	3.68	4.96					6.94				39	01801-00509	01804-00509
	4.69	5.97					7.95				34	01801-00511	01804-00511
	5.71	6.99					8.97				31	01801-00513	01804-00513
	6.73	8.00					9.98				26	01801-00515	01804-00515
	7.75	9.02					11.00				24	01801-00517	01804-00517
	4.8 (3/16")	1.65					3.30				4.85	4.93	9.4
2.03		3.94	6.10	42	01801-00607	01804-00607							
3.68		5.21	7.37	35	01801-00609	01804-00609							
4.95		6.48	8.64	31	01801-00611	01804-00611							
6.22		7.75	9.91	27	01801-00613	01804-00613							
7.49		9.02	11.18	24	01801-00615	01804-00615							
8.76		10.29	12.45	22	01801-00617	01804-00617							
10.03		11.56	13.46	20	01801-00619	01804-00619							
6.0		2.66	3.94	5.94	6.02	11.3	1.35	6.93	5.93	1.6			
	3.68	4.95	7.94					33			01801-06009		
	4.70	5.96	8.96					29			01801-06011		
	5.71	6.98	9.98					26			01801-06013		
	6.73	7.99	10.99					24			01801-06015		
	7.74	9.01	12.00					23			01801-06017		

all dimensions in mm / en millimètres / alle Maße in mm / in millimetri / en milímetros

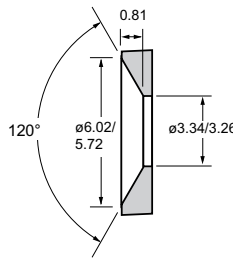
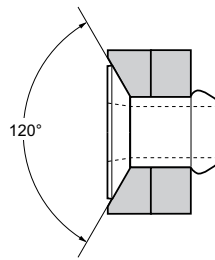
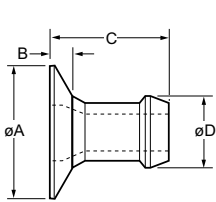
1) typical values / valeurs moyennes / typische Werte / Valori tipici / resistencias máximas recomendadas

Briv® 1802



English	Français	Deutsch	Italiano	Español
120° Countersunk	120° Tête fraisée	120° Senkkopf	120° Testa svasata	120° Cabeza avellanada
Aluminium alloy* (5 % Mg)	Alliage d'aluminium* (5% Mg)	Aluminium* (5 % Mg)	Lega di alluminio* (5% Mg)	Aluminio* (5% Mg)
Natural	Brut	Blank	Nessuna finitura	Natural

*: BS 1473 5056A DIN 1725 AlMg5 Werkstoff 3.3555



Rec. c/sunk hole dimensions (ø 3.2 mm only)
 Dimensions recommandées du trou fraisé (3,2 mm seulement)
 Empf. Abmessungen für Senkloch (nur ø 3,2 mm)
 Dimensioni raccomandate del foro svasato (solo 3.2).
 Dimensiones del taladro avellanado recomendadas (solo 3.2)

ø					øA	B	C	øD			Fasteners per pod / Nombre de rivets par chargeur / Niete pro Magazin / Rivetti per caricatore / Uds./carga	Part No/ref
	nom.	min.	max.	min.								
3.2 (1/8")	1.52	2.79	3.26	3.34	5.5	0.89	4.77	3.17	0.7	1.3	64	01802-00406
	2.54	3.81					5.79				52	01802-00407
	3.56	4.83					6.81				44	01802-00408
	4.57	5.84					7.82				38	01802-00410
	5.59	6.86					8.84				33	01802-00411
4,0 (5/32")	1.57	2.93	3.97	4.04	6.5	1.02	5.18	3.90	1.1	1.7	59	01802-00505
	2.15	3.43					5.69				54	01802-00506
	2.66	3.94					6.19				49	01802-00507
	3.68	4.96					7.21				42	01802-00509
	4.69	5.97					8.22				36	01802-00511
	5.71	6.99					9.24				32	01802-00513

all dimensions in mm / en millimètres / alle Maße in mm / in millimetri / en milímetros

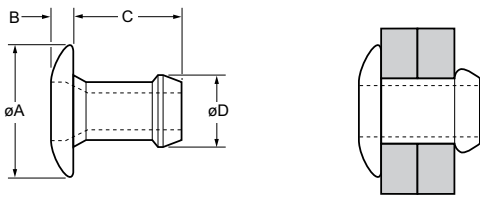
1) typical values / valeurs moyennes / typische Werte / Valori tipici / resistencias máximas recomendadas

Briv® 1821



English	Français	Deutsch	Italiano	Español
Dome head	Tête plate	Flachrundkopf	Testa tonda	Cabeza alomada
Low carbon steel*	Acier bas carbone*	Stahl*	Acciaio a basso tenore di carbonio*	Acero bajo en carbono*
Zinc plated	Revêtement zingué	Verzinkt	Zincato	Zincado
Clear trivalent passivated	Passivation claire trivalente	Klar chromatiert, Cr6-frei	Passivazione chiara trivalente	Passivado claro trivalente

*: SAE 1008 / EN 10263-2 C8C (DIN 10263-2 C8C, Qst 34-3)

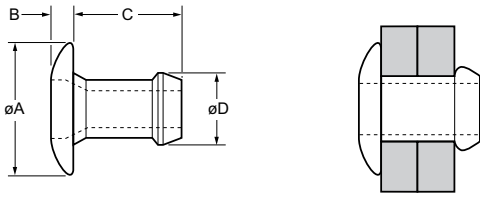


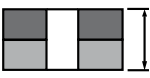



ø	Ø		Ø		± 0.4	B	C	øD	kN ¹⁾	kN ¹⁾	Fasteners per pod / Nombre de rivets par chargeur / Niete pro Magazin / Rivetti per caricatore / Uds./carga	Part No/ref
	min.	max.	min.	max.								
3.2 (1/8")	0.64	1.91	3.26	3.34	6.2	0.99	3.86	3.16	1.1	1.8	59	01821-00403
	1.14	2.42					4.37				58	01821-00404
	1.65	2.87					4.87				50	01821-00405
	2.15	3.43					5.39				48	01821-00406
	3.17	4.45					6.41				42	01821-00408
	4.19	5.47					7.42				37	01821-00410
	5.20	6.48					8.44				33	01821-00412
	6.22	7.50					9.45				29	01821-00414
	7.24	8.51					10.46				26	01821-00416
4.0 (5/32")	1.57	2.93	3.97	4.04	7.9	0.99	4.91	3.90	1.6	2.8	52	01821-00505
	2.15	3.43					5.41				49	01821-00506
	2.66	3.94					5.92				44	01821-00507
	3.68	4.96					6.94				39	01821-00509
	4.69	5.97					7.95				34	01821-00511
	5.71	6.99					8.97				31	01821-00513
	6.73	8.00					9.98				26	01821-00515
	7.75	9.02					11.00				24	01821-00517

all dimensions in mm / en millimètres / alle Maße in mm / in millimetri / en milímetros

1) typical values / valeurs moyennes / typische Werte / Valori tipici / resistencias máximas recomendadas

Briv® 1821



ø					øA	B	C	øD			Fasteners per pod/ Nombre de rivets par chargeur / Niete pro Magazin / Rivetti per caricatore / Uds./carga	Part No/ref										
	min.	max.	min.	max.									± 0.4	max.	max.	max.	kN ¹⁾	kN ¹⁾	± 1			
4.8 (3/16")	1.65	3.30	4.85	4.93	9.4	1.17	5.39	4.79	2.2	3.7	46	01821-00606										
	2.03	3.94					6.10						42	01821-00607								
	3.68	5.21					7.37								35	01821-00609						
	4.95	6.48					8.64										31	01821-00611				
	6.22	7.75					9.91												27	01821-00613		
	7.49	9.02					11.18														24	01821-00615
	8.76	10.29					12.45															
6.0	2.66	3.94	5.94	6.02	11.3	1.35	6.93	5.93	2.5	4.2	37	01821-06007										
	3.68	4.95					7.94						33	01821-06009								
	4.70	5.96					8.96								29	01821-06011						
	5.71	6.98					9.98										26	01821-06013				
	6.73	7.99					10.99												24	01821-06015		
	7.74	9.01					12.00														23	01821-06017

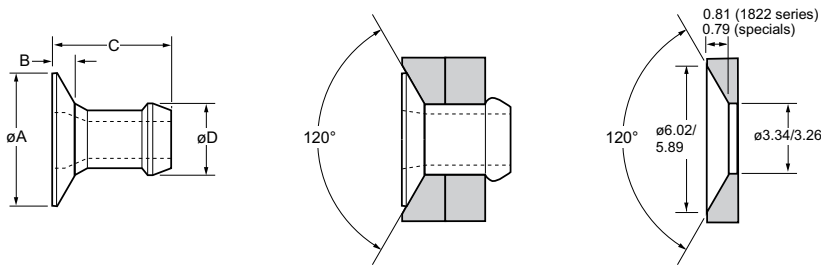
all dimensions in mm / en millimètres / alle Maße in mm / in millimetri / en milímetros

1) typical values / valeurs moyennes / typische Werte / Valori tipici / resistencias máximas recomendadas



English	Français	Deutsch	Italiano	Español
120° Countersunk	120° Tête fraisée	120° Senkkopf	120° Testa svasata	120° Cabeza avellanada
Low carbon steel*	Acier bas carbone*	Stahl*	Acciaio a basso tenore di carbonio*	Acero bajo en carbono*
Zinc plated	Revêtement zingué	Verzinkt	Zincato	Zincado
Clear trivalent passivated	Passivation claire trivalente	Klar chromatiert, Cr6-frei	Passivazione chiara trivalente	Pasivado claro trivalente

*: SAE 1008 / EN 10263-2 C8C (DIN 10263-2 C8C, Qst 34-3)



Rec. c/sunk hole dimensions (ø 3.2 mm only)
 Dimensions recommandées du trou fraisé (3,2 mm seulement)
 Empf. Abmessungen für Senkloch (nur ø 3,2 mm)
 Dimensioni raccomandate del foro svasato (solo 3.2).
 Dimensiones del taladro avellanado recomendadas (solo 3.2)

ø	Ø		Ø		± 0.5	B	C	øD	kN ¹⁾	kN ¹⁾	Fasteners per pod/ Nombre de rivets par chargeur/ Niete pro Magazin/ Rivetti per caricatore/ Uds./carga	Part No/ref
	min.	max.	min.	max.								
3.2 (1/8")	1.52	2.79	3.26	3.34	5.5	0.76	4.77	3.17	0.9	1.6	64	01822-00406
	2.54	3.81					5.79				52	01822-00407
	3.56	4.83					6.81				44	01822-00408
	4.57	5.84					7.82				38	01822-00410
	5.59	6.86					8.84				33	01822-00411
4.0 (5/32")	1.57	2.93	3.97	4.04	6.5	1.02	5.18	3.90	1.6	2.8	59	01822-00505
	2.15	3.43					5.69				54	01822-00506
	2.66	3.94					6.19				49	01822-00507
	3.68	4.96					7.21				42	01822-00509
	4.69	5.97					8.22				36	01822-00511
	5.71	6.99					9.24				32	01822-00513

Special Option: designed for thin sheet applications / Conçu pour des applications de faible épaisseur / für geringe Materialstärken /
 Progettato per applicazioni in spessori sottili/ Diseñado para aplicaciones de chapa fina

3.2 (1/8")	1.27	2.29	3.26	3.34	5.5	0.74	4.32	3.17	0.9	1.6	72	01810-06480
	1.45	1.70				0.69	4.19				72	01810-10375

all dimensions in mm / en millimètres / alle Maße in mm / in millimetri / en milímetros

1) typical values / valeurs moyennes / typische Werte / Valori tipici / resistencias máximas recomendadas

Briv® 1833



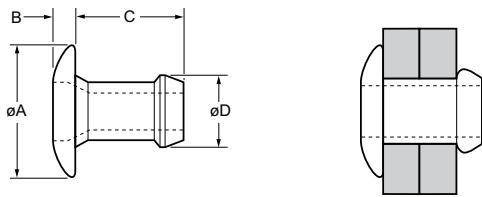
English	Français	Deutsch	Italiano	Español
Dome head	Tête plate	Flachrundkopf	Testa tonda	Cabeza alomada
Brass*	Laiton*	Kupfer-Zink Legierung*	Ottone*	Latón*
Electro tin plated**	Etamage électrolytique**	verzinkt**	Stagnato**	Estañado electrolítico**

*: BS EN 12166 CW 508L DIN 17660 CuZn37

** : Avdel recommends tin plated parts are installed within nine months from the date they were produced / Avdel conseille d'utiliser les pièces en laiton étamé sous un délai de 9 mois après la date de production / Avdel empfiehlt, verzinnte Nieten innerhalb 9 Monaten nach Produktionsdatum zu verarbeiten / Avdel raccomanda di utilizzare i prodotti stagnati entro nove mesi a decorrere dalla data di fabbricazione / Avdel recomienda utilizar sus piezas estañadas antes de nueve meses desde la fecha de su fabricación.

Option:

For brightened Brass finish replace 01833 with 01831 / Pour finition brillante remplacer la série 01833 par 01831 / Für Oberfläche blank ersetzen Sie 01833 durch 01831 / Per finitura brillante sostituire 01833 con 01831 / Con acabado brillante cambiar 01833 por 01831

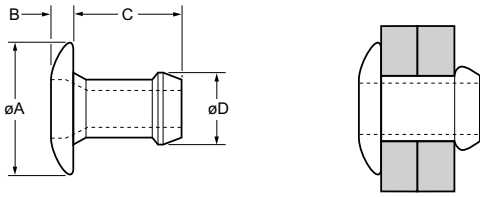


ø	Ø		Ø		øA	B	C	øD	kN ¹⁾	kN ¹⁾	Fasteners per pod/ Nombre de rivets par chargeur / Niete pro Magazin / Rivetti per caricatore / Uds./carga	Part No/ref
	min.	max.	min.	max.								
2.4 (3/32")	1.14	2.42	2.36	2.44	4.2	0.89	3.99	2.35	0.44	0.89	64	01833-00304
	2.15	3.43					5.01				52	01833-00306
	3.17	4.45					6.02				44	01833-00308
	4.19	5.47					7.04				38	01833-00310
	5.20	6.48					8.06				34	01833-00312
	6.22	7.50					9.07				30	01833-00314
	6.73	8.00					9.57				28	01833-00315
	7.24	8.51					10.08				27	01833-00316
	7.75	9.02					10.59				26	01833-00317
3.2 (1/8")	0.64	1.91	3.26	3.34	6.6	0.99	3.86	3.16	1.11	1.91	64	01833-00403
	1.14	2.42					4.37				58	01833-00404
	2.15	3.43					5.39				50	01833-00406
	3.17	4.45					6.41				42	01833-00408
	4.19	5.47					7.42				37	01833-00410
	5.20	6.48					8.44				33	01833-00412
	6.22	7.50					9.45				29	01833-00414
	7.24	8.51					10.46				26	01833-00416

all dimensions in mm / en millimètres / alle Maße in mm / in millimetri / en milímetros

1) typical values / valeurs moyennes / typische Werte / Valori tipici / resistencias máximas recomendadas

Briv® 1833



ø					øA	B	C	øD			Fasteners per pod/ Nombre de rivets par chargeur / Niete pro Magazin / Rivetti per caricatore / Uds./carga	Part No/ref
	min.	max.	min.	max.								
4.0 (5/32")	1.57	2.93	3.97	4.04	8.2	0.99	4.91	3.90	1.87	2.75	52	01833-00505
	2.15	3.43					5.41				48	01833-00506
	2.66	3.94					5.92				44	01833-00507
	3.68	4.96					6.94				38	01833-00509
	4.69	5.97					7.95				34	01833-00511
	5.71	6.99					8.97				30	01833-00513
	6.73	8.00					9.98				27	01833-00515
	7.75	9.02					11.00				25	01833-00517
4.8 (3/16")	1.65	3.30	4.85	4.93	9.8	1.17	5.39	4.79	2.31	3.60	46	01833-00606
	2.03	3.94					6.10				42	01833-00607
	3.68	5.21					7.37				35	01833-00609
	4.95	6.48					8.64				31	01833-00611
	6.22	7.75					9.91				27	01833-00613
	7.49	9.02					11.18				24	01833-00615
	8.76	10.29					12.45				22	01833-00617
	10.03	11.56					13.46				20	01833-00619

all dimensions in mm / en millimètres / alle Maße in mm / in millimetri / en milímetros

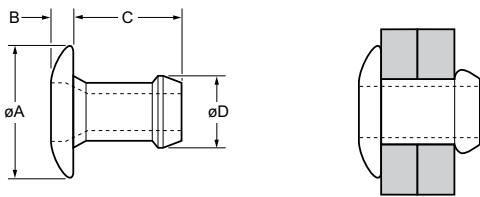
1) typical values / valeurs moyennes / typische Werte / Valori tipici / resistencias máximas recomendadas

Briv® 1841



English	Français	Deutsch	Italiano	Español
Dome head	Tête plate	Flachrundkopf	Testa tonda	Cabeza alomada
Austenitic stainless steel*	Inox austénitique*	Edelstahl*	Acciaio inox austenitico*	Acero inoxidable austenítico*
Polished	Poli	Blank	Lucido	Pulido

*: BS 3111 394S17 Werkstoff 1.4567



ø	Ø		Ø		± 0.4	B	C	øD	kN ¹⁾	kN ¹⁾	Fasteners per pod / Nombre de rivets par chargeur / Niete pro Magazin / Rivetti per caricatore / Uds./carga ± 1	Part No/ref
	min.	max.	min.	max.								
3.2 (1/8")	1.14	2.42	3.27	3.34	6.2	0.99	4.37	3.16	1.3	2.0	58	01841-00404
	2.15	3.43					5.39				50	01841-00406
	3.17	4.45					6.41				42	01841-00408
	4.19	5.47					7.42				37	01841-00410
	5.20	6.48					8.44				33	01841-00412
4.0 (5/32")	1.57	2.93	3.97	4.04	7.9	0.99	4.91	3.87	2.4	3.5	52	01841-00505
	2.15	3.43					5.41					01841-00506
	2.66	3.94					5.92				44	01841-00507
	3.68	4.96					6.94				38	01841-00509
	4.69	5.97					7.95				34	01841-00511
	5.71	6.99					8.97				30	01841-00513
4.8 (3/16")	2.03	3.94	4.85	4.93	9.4	1.17	6.10	4.77	3.5	5.1	42	01841-00607
	3.68	5.21					7.37				35	01841-00609
	4.32	5.84					8.00				32	01841-00610
	4.95	6.48					8.64				31	01841-00611
	6.22	7.75					9.91				27	01841-00613
	7.49	9.02					11.18				24	01841-00615

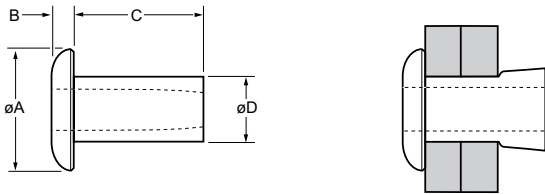
all dimensions in mm / en millimètres / alle Maße in mm / in millimetri / en milímetros

1) typical values / valeurs moyennes / typische Werte / Valori tipici / resistencias máximas recomendadas



English	Français	Deutsch	Italiano	Español
Dome head	Tête plate	Flachrundkopf	Testa tonda	Cabeza alomada
Low carbon steel*	Acier bas carbone*	Stahl*	Acciaio a basso tenore di carbonio*	Acero bajo en carbono*
Zinc plated	Revêtement zingué	Verzinkt	Zincato	Zincado
Clear trivalent passivated	Passivation claire trivalente	Klar chromatiert, Cr6-frei	Passivazione chiara trivalente	Pasivado claro trivalente

*: SAE 1008 / EN 10263-2 C8C (DIN 10263-2 C8C, Qst 34-3)

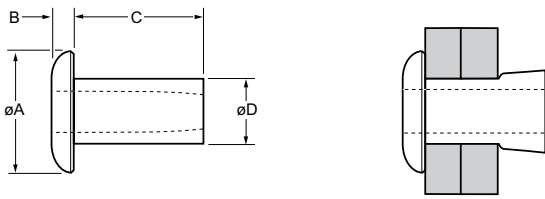


ø					øA	B	C	øD		Fasteners per pod/ Nombre de rivets par chargeur / Niete pro Magazin/ Rivetti per carica- tore / Uds./carga	Part No/ref	
	nom.	min.	max.	min.								max.
3.2 (1/8")	0.00	1.57	3.26	3.34	± 0,3	max.	3.2	3.25	1.4	1.4	71	01121-00404
	0.79	2.36					4.0				57	01121-00405
	1.57	3.18					4.8				51	01121-00406
	3.18	4.75					6.4				39	01121-00408
	4.75	6.35					7.9				32	01121-00410
	6.35	7.92					9.5				27	01121-00412
4.0 (5/32")	1.57	3.18	4.09	4.16	± 0,3	max.	4.8	4.04	2.4	2.4	47	01121-00506
	3.18	4.75					6.4				38	01121-00508
	4.75	6.35					7.9				31	01121-00510
	6.35	7.92					9.5				27	01121-00512
	7.92	9.52					11.1				23	01121-00514
	9.52	11.10					12.7				21	01121-00516

all dimensions in mm / en millimètres / alle Maße in mm / in millimetri / en milímetros

1) typical values / valeurs moyennes / typische Werte / Valori tipici / resistencias máximas recomendadas

Chobert® 1121



ø					øA	B	C	øD		Fasteners per pod/ Nombre de rivets par chargeur / Niete pro Magazin/ Rivetti per carica- tore / Uds./carga	Part No/ref	
	nom.	min.	max.	min.								max.
4.8 (3/16")	0.00	1.57	4.86	4.93	± 0,3	1.8	4.0	4.85	3.2	50	01121-00605	
	1.57	3.18					5.6				38	01121-00607
	3.18	4.75					7.2				33	01121-00609
	4.75	6.35					8.8				28	01121-00611
	6.35	7.92					10.0				24	01121-00613
	7.92	9.52					12.0				21	01121-00615
	9.52	11.10					13.5				19	01121-00617
	11.10	12.70					15.1				17	01121-00619
6.4 (1/4")	3.18	4.75	6.36	6.42	± 0,3	2.1	7.2	6.35	4.4	32	01121-00809	
	4.75	6.35					8.8				27	01121-00811
	6.35	7.92					10.0				24	01121-00813
	7.92	9.52					12.0				21	01121-00815
	9.52	11.10					13.5				19	01121-00817
	11.10	12.70					15.1				17	01121-00819

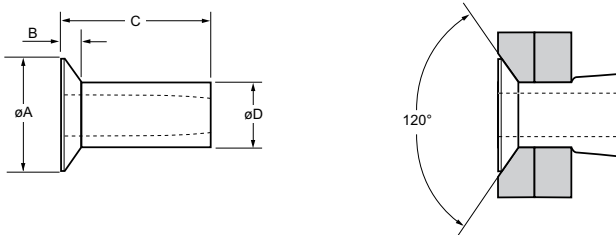
all dimensions in mm / en millimètres / alle Maße in mm / in millimetri / en milímetros

1) typical values / valeurs moyennes / typische Werte / Valori tipici / resistencias máximas recomendadas



English	Français	Deutsch	Italiano	Español
Countersunk head	Tête fraisée	Senkkopf	Testa svasata	Cabeza avellanada
Low carbon steel*	Acier bas carbone*	Stahl*	Acciaio a basso tenore di carbonio*	Acero bajo en carbono*
Zinc plated	Revêtement zingué	Verzinkt	Zincato	Zincado
Clear trivalent passivated	Passivation claire trivalente	Klar chromatiert, Cr6-frei	Passivazione chiara trivalente	Pasivado claro trivalente

*: BS 3111 Type 0 SAE 1008 DIN 1654 Qst 34-3



ø					øA	B	C	øD		Fasteners per pod/ Nombre de rivets par chargeur / Niete pro Magazin/ Rivetti per carica- tore / Uds./carga ± 1	Part No/ref
	nom.	min.	max.	min.							
3.2 (1/8")	0.91	1.57	3.27	3.34	5.2	1.0	3.4	3.25	1.4	90	01122-00404
	0.91	2.36					4.1			72	01122-00405
	1.57	3.17					4.9			61	01122-00406
	3.17	4.75					6.5			46	01122-00408
	4.75	6.35					8.1			37	01122-00410
	6.35	7.92					9.7			31	01122-00412
4.0 (5/32")	1.57	3.17	4.09	4.16	6.2	1.0	4.9	4.04	2.4	61	01122-00506
	3.17	4.75					6.5			46	01122-00508
	4.75	6.35					8.1			37	01122-00510
	6.35	7.92					9.7			31	01122-00512
	7.92	9.52					11.3			26	01122-00514
	9.52	11.10					12.9			23	01122-00516
4.8 (3/16")	1.57	3.17	4.86	4.93	8.6	1.5	5.7	4.85	3.2	52	01122-00607
	3.17	4.75					7.3			41	01122-00609
	4.75	6.35					8.9			33	01122-00611
	6.35	7.92					10.5			28	01122-00613
	7.92	9.52					12.1			25	01122-00615
	9.52	11.10					13.7			22	01122-00617
6.4 (1/4")	6.35	7.92	6.35	6.43	10.2	1.5	10.5	6.35	4.4	28	01122-00813
	7.92	9.52					12.1			25	01122-00815
	9.52	11.10					13.7			22	01122-00817
	11.10	12.70					15.3			19	01122-00619
	12.70	14.27					16.8			18	01122-00821
	14.27	15.87					18.4			16	01122-00823
15.87	17.45	20.0	15	01122-00825							

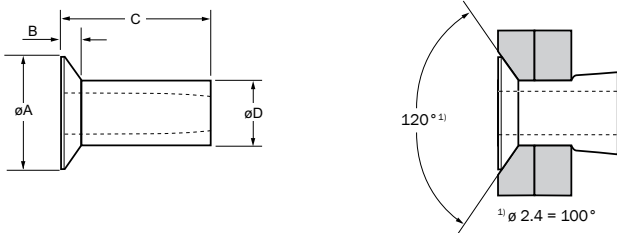
all dimensions in mm / en millimètres / alle Maße in mm / in millimetri / en milímetros



1) typical values / valeurs moyennes / typische Werte / Valori tipici / resistencias máximas recomendadas

Chobert® 1124 / 1132 / 1136



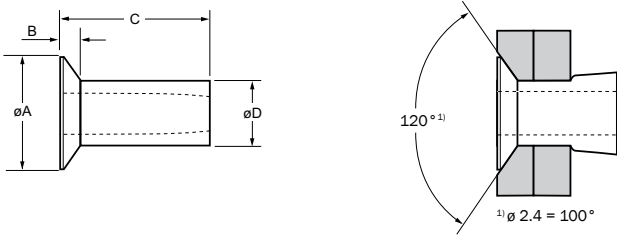
English	Français	Deutsch	Italiano	Español
Countersunk head	Tête fraisée	Senkkopf	Testa svasata	Cabeza avellanada
Aluminium alloy	Alliage d'aluminium	Aluminium	Lega di alluminio	Aluminio
Natural	Brut	Blank	Nessuna finitura	Natural



ø					øA	B	C	øD	Fasteners per pod/ Nombre de rivets par chargeur / Niete pro Magazin/ Rivetti per caricatore / Uds./carga	Aluminium		
										2.5 % Mg AA 5052 DIN 1725 AlMg2.5 Werkstoff 3.3523	3.5 % Mg BS 1473 5154A DIN 1725 AlMg3.5 Werkstoff 3.3535	5 % Mg BS 1473 5056A DIN 1725 AlMg5 Werkstoff 3.3555
nom.	min.	max.	min.	max.	min.	max.	max.	max.	± 1	Part No/ref	Part No/ref	Part No/ref
2.4 (3/32")		1.57	2.49	2.55	4.1	0.9	3.31	2.46	90	01124-00304	01132-00304	
	1.57	3.17					4.88		61	01124-00306	01132-00306	
	3.17	4.75					6.48		46	01124-00308	01132-00308	
	4.75	6.35					8.06		37		01132-00310	
	6.35	7.92					9.66		31		01132-00312	
3.2 (1/8")		1.57	3.28	3.34	5.2	1.0	3.31	3.25	90	01124-00404	01132-00404	01136-00404
	1.57	3.17					4.88		61	01124-00406	01132-00406	01136-00406
	3.17	4.75					6.48		46	01124-00408	01132-00408	01136-00408
	4.75	6.35					8.06		37	01124-00410	01132-00410	01136-00410
	6.35	7.92					9.66		31	01124-00412	01132-00412	01136-00412
4.0 (5/32")	1.57	3.17	4.09	4.16	6.2	1.0	4.88	4.04	61	01124-00506	01132-00506	01136-00506
	3.17	4.75					6.48		46	01124-00508	01132-00508	01136-00508
	4.75	6.35					8.06		37	01124-00510	01132-00510	01136-00510
	6.35	7.92					9.66		31	01124-00512	01132-00512	01136-00512
	7.92	9.52					11.23		26	01124-00514	01132-00514	01136-00514
	9.52	11.10					12.83		23	01124-00516	01132-00516	01136-00516

all dimensions in mm / en millimètres / alle Maße in mm / in millimetri / en milímetros

Chobert® 1124 / 1132 /1136



ø					øA	B	C	øD	Fasteners per pod/ Nombre de rivets par chargeur / Niete pro Magazin/ Rivetti per caricatore / Uds./carga	Aluminium		
										2.5 % Mg AA 5052 DIN 1725 AlMg2.5 Werkstoff 3.3523	3.5 % Mg BS 1473 5154A DIN 1725 AlMg3.5 Werkstoff 3.3535	5 % Mg BS 1473 5056A DIN 1725 AlMg5 Werkstoff 3.3555
nom.	min.	max.	min.	max.	min.	max.	max.	max.	± 1	Part No/ref	Part No/ref	Part No/ref
4.8 (3/16")	1.57	3.17	4.85	4.93	8.6	1.5	5.69	4.80	52	01124-00607	01132-00607	01136-00607
	3.17	4.75					7.27		41	01124-00609	01132-00609	01136-00609
	4.75	6.35					8.87		33	01124-00611	01132-00611	01136-00611
	6.35	7.92					10.44		28	01124-00613	01132-00613	01136-00613
	7.92	9.52					12.04		25	01124-00615	01132-00615	01136-00615
	9.52	11.10					13.62		22	01124-00617	01132-00617	01136-00617
	11.10	12.70					15.22		19	01124-00619	01132-00619	01136-00619
6.4 (1/4")	3.17	4.75	6.35	6.42	10.2	1.5	7.27	6.30	41	01124-00809	01132-00809	01136-00809
	4.75	6.35					8.87		33	01124-00811	01132-00811	01136-00811
	6.35	7.92					10.44		28	01124-00813	01132-00813	01136-00813
	7.92	9.52					12.04		25	01124-00815	01132-00815	01136-00815
	9.52	11.10					13.62		22	01124-00817	01132-00817	01136-00817
	11.10	12.70					15.22		19	01124-00819	01132-00819	01136-00819

all dimensions in mm / en millimètres / alle Maße in mm / in millimetri / en milímetros

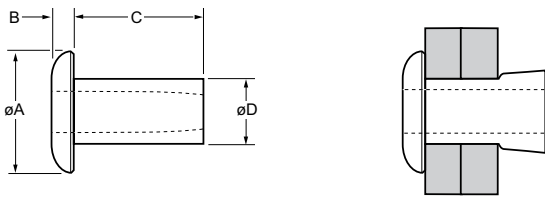
ø			
	Series 01124 kN ¹⁾	Series 01132 kN ¹⁾	Series 01136 kN ¹⁾
2.4 mm (3/32")	0.3	0.5	0.5
3.2 mm (1/8")	0.6	0.9	0.9
4.0 mm (5/32")	1.0	1.6	1.6
4.8 mm (3/16")	1.5	2.0	2.0
6.4 mm (1/4")	1.9	2.7	2.7

1) typical values / valeurs moyennes / typische Werte / Valori tipici / resistencias máximas recomendadas

Chobert® 1125 / 1131 /1135



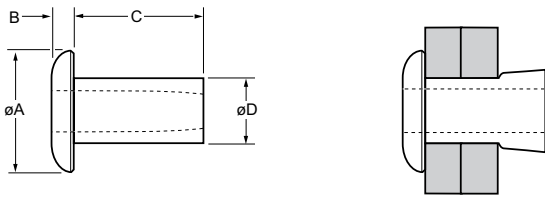
English	Français	Deutsch	Italiano	Español
Dome head	Tête plate	Flachrundkopf	Testa tonda	Cabeza alomada
Aluminium alloy	Alliage d'aluminium	Aluminium	Lega di alluminio	Aluminio
Natural	Brut	Blank	Nessuna finitura	Natural



ø	Ø		Ø		øA	B	C	øD	Fasteners per pod/ Nombre de rivets par chargeur / Niete pro Magazin/ Rivetti per caricatore / Uds./carga	Aluminium			
	min.	max.	min.	max.						± 0.3	max.	± 0.18	max.
nom.	min.	max.	min.	max.	± 0.3	max.	± 0.18	max.	± 1	Part No/ref	Part No/ref	Part No/ref	
2.4 (3/32")		1.57	2.49	2.55	4.0	1.0	± 0.18	2.48	73	01125-00304	01131-00304	01135-00304	
	1.57	3.17								52	01125-00306	01131-00306	01135-00306
	3.17	4.75								41	01125-00308	01131-00308	01135-00308
	4.75	6.35								33	01125-00310	01131-00310	01135-00310
	6.35	7.92								28		01131-00312	
	7.92	9.52								24		01131-00314	
	9.52	11.10								22		01131-00316	
3.2 (1/8")	0.00	1.57	3.28	3.34	5.2	1.2	± 0.18	3.27	71	01125-00404	01131-00404	01135-00404	
	1.57	3.17								51	01125-00406	01131-00406	01135-00406
	3.17	4.75								39	01125-00408	01131-00408	01135-00408
	4.75	6.35								32	01125-00410	01131-00410	01135-00410
	6.35	7.92								27	01125-00412	01131-00412	01135-00412
	7.92	9.52								23	01125-00414		
4.0 (5/32")	1.57	3.17	4.09	4.16	6.2	1.5	± 0.18	4.06	47	01125-00506	01131-00506	01135-00506	
	3.17	4.75								38	01125-00508	01131-00508	01135-00508
	4.75	6.35								31	01125-00510	01131-00510	01135-00510
	6.35	7.92								27	01125-00512	01131-00512	01135-00512
	7.92	9.52								23	01125-00514	01131-00514	01135-00514
	9.52	11.10								21	01125-00516	01131-00516	01135-00516
	11.10	12.70									01125-00518	01131-00518	01135-00518
	12.70	14.27									01125-00520	01131-00520	

all dimensions in mm / en millimètres / alle Maße in mm / in millimetri / en milímetros

Chobert® 1125 / 1131 /1135



ø					øA	B	C	øD	Fasteners per pod/ Nombre de rivets par chargeur / Niete pro Magazin/ Rivetti per caricatore / Uds./carga	Aluminium		
										2.5 % Mg AA 5052 DIN 1725 AlMg2.5 Werkstoff 3.3523	3.5 % Mg BS 1473 5154A DIN 1725 AlMg3.5 Werkstoff 3.3535	5 % Mg BS 1473 5056A DIN 1725 AlMg5 Werkstoff 3.3555
nom.	min.	max.	min.	max.	± 0.4	max.	± 0.18	max.	± 1	Part No/ref	Part No/ref	Part No/ref
4.8 (3/16")		1.57	4.85	4.93	8.6	1.8	4.82	4.82	50		01131-00605	
	1.57	3.17							38	01125-00607	01131-00607	01135-00607
	3.17	4.75							33	01125-00609	01131-00609	01135-00609
	4.75	6.35							28	01125-00611	01131-00611	01135-00611
	6.35	7.92							24	01125-00613	01131-00613	01135-00613
	7.92	9.52							21	01125-00615	01131-00615	01135-00615
	9.52	11.10							19	01125-00617	01131-00617	01135-00617
	11.10	12.70							17	01125-00619	01131-00619	01135-00619
6.4 (1/4")	3.17	4.75	6.35	6.42	10.2	2.2	6.32	6.32	32		01131-00809	01135-00809
	4.75	6.35							27		01131-00811	01135-00811
	6.35	7.92							24		01131-00813	01135-00813
	7.92	9.52							21		01131-00815	01135-00815
	9.52	11.10							19		01131-00817	01135-00817
	11.10	12.70							17		01131-00819	01135-00819
	12.70	14.27							16		01131-00821	
	14.27	15.87							14		01131-00823	
	15.87	17.45							13		01131-00825	
	19.84											

all dimensions in mm / en millimètres / alle Maße in mm / in millimetri / en milímetros

ø			
	Series 01125 kN ¹⁾	Series 01131 kN ¹⁾	Series 01135 kN ¹⁾
2.4 mm (3/32")	0.3	0.5	0.5
3.2 mm (1/8")	0.6	0.8	0.8
4.0 mm (5/32")	1.0	1.6	1.6
4.8 mm (3/16")	1.5	2.0	2.0
6.4 mm (1/4")		2.7	2.7

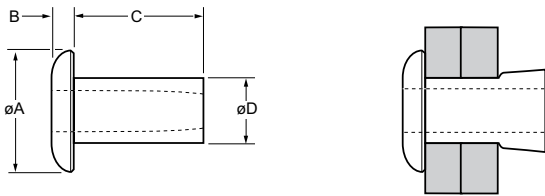
1) typical values / valeurs moyennes / typische Werte / Valori tipici / resistencias máximas recomendadas

Chobert® 1141 / 1143 / 1147



English	Français	Deutsch	Italiano	Español
Dome head	Tête plate	Flachrundkopf	Testa tonda	Cabeza alomada
Brass*	Laiton*	Kupfer-Zink-Legierung*	Ottone*	Latón*

*: EN 12166 CW 508L DIN 17660 CuZn37

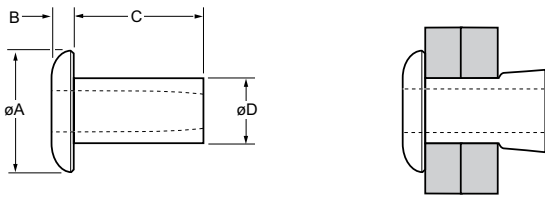


ø	Material		Surface Treatment		øA	B	C	øD	Fasteners per pod/ Nombre de rivets par chargeur / Niete pro Magazin/ Rivetti per caricatore / Uds./carga	Brass						
	min.	max.	min.	max.						± 1	bright / brillante / blank / brillante / brillante /	electro tin plated* / etamage électrolytique* / verzinnt* / stagnato* / estañado electrolítico*	nickel plated / nickelé / vernickelt / nichelato / niquelado			
nom.	min.	max.	min.	max.	± 0.3	max.	nom.	max.	± 1	Part No/ref	Part No/ref	Part No/ref				
2.4 (3/32")		1.57	2.49	2.55	4.0	1.0	3.17	2.47	73	01141-00304	01143-00304	01147-00304				
	1.57	3.17					4.75						52	01141-00306	01143-00306	01147-00306
	3.17	4.75					6.35						41	01141-00308	01143-00308	01147-00308
	4.75	6.35					7.92						33	01141-00310	01143-00310	01147-00310
	6.35	7.92					9.52						28		01143-00312	
3.2 (1/8")		1.57	3.28	3.34	5.2	1.2	3.17	3.25	71	01141-00404	01131-00404	01147-00404				
	1.57	3.17					4.75						51	01141-00406	01131-00406	01147-00406
	3.17	4.75					6.35						39	01141-00408	01131-00408	01147-00408
	4.75	6.35					7.92						32	01141-00410	01131-00410	01147-00410
4.0 (5/32")	1.57	3.17	4.09	4.16	6.2	1.5	4.75	4.04	47	01141-00506	01143-00506	01147-00506				
	3.17	4.75					6.35						38	01141-00508	01143-00508	01147-00508
	4.75	6.35					7.92						31	01141-00510	01143-00510	01147-00510
	6.35	7.92					9.52						27	01141-00512	01143-00512	01147-00512
	7.92	9.52					11.10						23	01141-00514	01143-00514	01147-00514
	9.52	11.10					12.70						21		01143-00516	

all dimensions in mm / en millimètres / alle Maße in mm / in millimetri / en milímetros

*: Avdel recommends tin plated parts are installed within nine months from the date they were produced / Avdel conseille d'utiliser les pièces en laiton étamé sous un délai de 9 mois après la date de production / Avdel empfiehlt, verzinnete Niete innerhalb 9 Monaten nach Produktionsdatum zu verarbeiten / Avdel raccomanda di utilizzare i prodotti stagnati entro nove mesi a decorrere dalla data di fabbricazione / Avdel recomienda utilizar sus piezas estañadas antes de nueve meses desde la fecha de su fabricación.

Chobert® 1141 / 1143 / 1147



ø	Material		Thread		øA	B	C	øD	Fasteners per pod / Nombre de rivets par chargeur / Niete pro Magazin / Rivetti per caricatore / Uds./carga	Brass			
	min.	max.	min.	max.						bright / brillante / blank / brillante / brillante /	electro tin plated* / etamage électrolytique* / verzinnt* / stagnato* / estañado electrolítico*	nickel plated / nickelé / vernickelt / nichelato / niquelado	
nom.	min.	max.	min.	max.	± 0.3	max.	± 0.18	max.	± 1	Part No/ref	Part No/ref	Part No/ref	
4.8 (3/16")	1.57	3.17	4.85	4.93	± 0.3	1.8	± 0.18	4.85	38	01141-00607	01143-00607	01147-00607	
	3.17	4.75							7.14	33	01141-00609	01143-00609	01147-00609
	4.75	6.35							8.74	28	01141-00611	01143-00611	01147-00611
	6.35	7.92							10.31	24	01141-00613	01143-00613	01147-00613
	7.92	9.52							11.91	21	01141-00615	01143-00615	01147-00615
	9.52	11.10							13.49	19	01141-00617	01143-00617	01147-00617

all dimensions in mm / en millimètres / alle Maße in mm / in millimetri / en milímetros

*: Avdel recommends tin plated parts are installed within nine months from the date they were produced / Avdel conseille d'utiliser les pièces en laiton étamé sous un délai de 9 mois après la date de production / Avdel empfiehlt, verzinnte Niete innerhalb 9 Monaten nach Produktionsdatum zu verarbeiten / Avdel raccomanda di utilizzare i prodotti stagnati entro nove mesi a decorrere dalla data di fabbricazione / Avdel recomienda utilizar sus piezas estañadas antes de nueve meses desde la fecha de su fabricación.

ø	Strength		
	Series 01141	Series 01143	Series 01147
nom.	kN ¹⁾	kN ¹⁾	kN ¹⁾
2.4 mm (3/32")	0.6	0.6	0.6
3.2 mm (1/8")	1.1	1.1	1.1
4.0 mm (5/32")	1.8	1.8	1.8
4.8 mm (3/16")	2.5	2.5	2.5

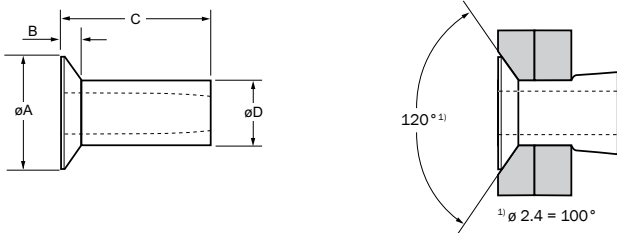
1) typical values / valeurs moyennes / typische Werte / Valori tipici / resistencias máximas recomendadas

Chobert® 1142 / 1144 / 1148



English	Français	Deutsch	Italiano	Español
Countersunk head	Tête fraisée	Senkkopf	Testa svasata	Cabeza avellanada
Brass*	Laiton*	Kupfer-Zink-Legierung*	Ottone*	Latón*

*: EN 12166 CW 508L DIN 17660 CuZn37

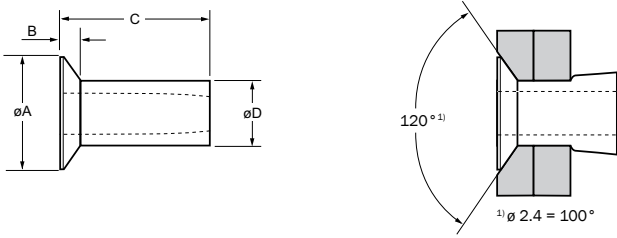


ø	Material		Thread		øA	B	C	øD	Fasteners per pod / Nombre de rivets par chargeur / Niete pro Magazin / Rivetti per caricatore / Uds./carga	Brass		
	min.	max.	min.	max.						bright / brillante / blank / brillante / brillante /	electro tin plated* / etamage électrolytique* / verzinnt* / stagnato* / estañado electrolítico*	nickel plated / nickelé / vernickelt / nichelato / niquelado
nom.	min.	max.	min.	max.	min.	max.	max.	max.	± 1	Part No/ref	Part No/ref	Part No/ref
2.4 (3/32")		1.57	2.49	2.55	4.1	0.9	3.31	2.46	90	01142-00304	01144-00304	01148-00304
	1.57	3.17					4.88		61	01142-00306	01144-00306	01148-00306
	3.17	4.75					6.48		46	01142-00308	01144-00308	01148-00308
	4.75	6.35					8.06		37	01142-00310	01144-00310	01148-00310
3.2 (1/8")		1.57	3.28	3.34	5.2	1.0	3.31	3.25	90	01142-00404	01144-00404	01148-00404
	1.57	3.17					4.88		61	01142-00406	01144-00406	01148-00406
	3.17	4.75					6.48		46	01142-00408	01144-00408	01148-00408
	4.75	6.35					8.06		37	01142-00410	01144-00410	01148-00410
4.0 (5/32")	1.57	3.17	4.09	4.16	6.2	1.0	4.88	4.04	61	01142-00506	01144-00506	01148-00506
	3.17	4.75					6.48		46	01142-00508	01144-00508	01148-00508
	4.75	6.35					8.06		37	01142-00510	01144-00510	01148-00510
	6.35	7.92					9.66		31	01142-00512	01144-00512	01148-00512
	7.92	9.52					11.23		26	01142-00514	01144-00514	01148-00514

all dimensions in mm / en millimètres / alle Maße in mm / in millimetri / en milímetros

*: Avdel recommends tin plated parts are installed within nine months from the date they were produced / Avdel conseille d'utiliser les pièces en laiton étamé sous un délai de 9 mois après la date de production / Avdel empfiehlt, verzinnte Niete innerhalb 9 Monaten nach Produktionsdatum zu verarbeiten / Avdel raccomanda di utilizzare i prodotti stagnati entro nove mesi a decorrere dalla data di fabbricazione / Avdel recomienda utilizar sus piezas estañadas antes de nueve meses desde la fecha de su fabricación.

Chobert® 1142 / 1144 / 1148



ø	Material		Thread		øA	B	C	øD	Fasteners per pod / Nombre de rivets par chargeur / Niete pro Magazin / Rivetti per caricatore / Uds./carga	Brass		
	bright / brillante / blank / brillante / brillante /	electro tin plated* / etamage électrolytique* / verzinnt* / stagnato* / estañado electrolítico*	nickel plated / nickelé / vernickelt / nichelato / niquelado	Part No/ref						Part No/ref	Part No/ref	
nom.	min.	max.	min.	max.	min.	max.	max.	max.	± 1	Part No/ref	Part No/ref	Part No/ref
4.8 (3/16")	1.57	3.17	4.85	4.93	8.6	1.5	5.69	4.80	52	01142-00607	01144-00607	01148-00607
	3.17	4.75					7.27		41	01142-00609	01144-00609	01148-00609
	4.75	6.35					8.87		33	01142-00611	01144-00611	01148-00611
	6.35	7.92					10.44		28	01142-00613	01144-00613	01148-00613
	7.92	9.52					12.04		25	01142-00615	01144-00615	01148-00615
	9.52	11.10					13.62		22	01142-00617	01144-00617	01148-00617

all dimensions in mm / en millimètres / alle Maße in mm / in millimetri / en milímetros

*: Avdel recommends tin plated parts are installed within nine months from the date they were produced / Avdel conseille d'utiliser les pièces en laiton étamé sous un délai de 9 mois après la date de production / Avdel empfiehlt, verzinnte Niete innerhalb 9 Monaten nach Produktionsdatum zu verarbeiten / Avdel raccomanda di utilizzare i prodotti stagnati entro nove mesi a decorrere dalla data di fabbricazione / Avdel recomienda utilizar sus piezas estañadas antes de nueve meses desde la fecha de su fabricación.

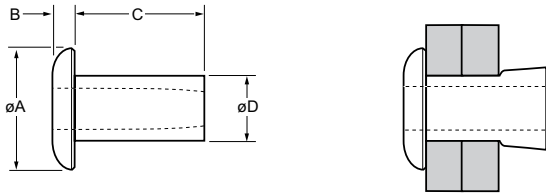
ø	Strength		
	Series 01142	Series 01144	Series 01148
nom.	kN ¹⁾	kN ¹⁾	kN ¹⁾
2.4 mm (3/32")	0.5	0.5	0.5
3.2 mm (1/8")	1.0	1.0	1.0
4.0 mm (5/32")	1.7	1.7	1.7
4.8 mm (3/16")	2.3	2.3	2.3

1) typical values / valeurs moyennes / typische Werte / Valori tipici / resistencias máximas recomendadas



English	Français	Deutsch	Italiano	Español
Low profile head	Tête profil bas	Flachkopf	Testa basso profilo	Cabeza perfil bajo
Aluminium alloy* (2.5 % Mg)	Alliage d'aluminium* (2.5% Mg)	Aluminium* (2.5 % Mg)	Lega di alluminio* (2.5% Mg)	Aluminio* (2.5% Mg)
Natural	Brut	Blank	Nessuna finitura	Natural

*: AA 5052 DIN 1725 AlMg2.5 Werkstoff 3.3523



ø					øA ± 0.3	B max.	C ± 0.18	øD max.	 kN ¹⁾	Fasteners per pod/ Nombre de rivets par chargeur / Niete pro Magazin/ Rivetti per carica- tore / Uds./carga ± 1	Part No/ref		
	nom.	min.	max.	min.								max.	
3.2 (1/8")		1.57	3.28	3.34	6.4	1.1	3.24	3.24	0.6	71	01162-00404		
	1.57	3.17									4.88	51	01162-00406
	3.17	4.75									6.45	39	01162-00408
	4.75	6.35									8.05	32	01162-00410
	6.35	7.92									9.63	27	01162-00412
	7.92	9.52									11.20	23	01162-00414
	9.52	11.10									12.78	21	01162-00416
	4.0 (5/32)	1.57									3.17	4.09	4.16
2.36		3.93	5.46		01162-00507								
3.17		4.75	6.27	38	01162-00508								
4.75		6.35	7.85	31	01162-00510								
6.35		7.92	9.45	27	01162-00512								
7.92		9.52	11.05	23	01162-00514								
9.52		11.10	12.62	21	01162-00516								
4.8 (3/16")		1.57	4.85	4.93	9.8	1.6	4.82	4.82	1.5	50	01162-00605		
	1.57	3.17								5.66	38	01162-00607	
	3.17	4.75								7.24	33	01162-00609	
	4.75	6.35								8.84	28	01162-00611	
	6.35	7.92								10.41	24	01162-00613	
	7.92	9.52								12.01	21	01162-00615	
	9.52	11.10								13.59	19	01162-00617	
	11.10	12.70								15.19	17	01162-00619	

all dimensions in mm / en millimètres / alle Maße in mm / in millimetri / en milímetros

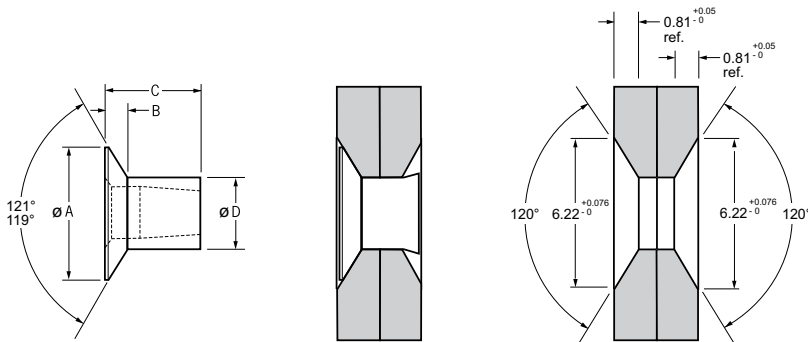
1) typical values / valeurs moyennes / typische Werte / Valori tipici / resistencias máximas recomendadas

Double Flush Chobert® 1110



English	Français	Deutsch	Italiano	Español
120° Countersunk	120° Tête fraisée	120° Senkkopf	120° Testa svasata	120° Cabeza avellanada
Low carbon steel*	Acier bas carbone*	Stahl*	Acciaio a basso tenore di carbonio*	Acero bajo en carbono*
Zinc plated	Revêtement zingué	Verzinkt	Zincato	Zincado
Clear trivalent passivated	Passivation claire trivalente	Klar chromatiert, Cr6-frei	Passivazione chiara trivalente	Pasivado claro trivalente

*: EN 10263-2 C8C (DIN 10263-2 C8C, Qst 34-3)



Rear sheet tail protrusion of installed fastener is application dependent - up to 0.5 mm is permissible.

Le dépassement en face arrière après pose dépend de l'application - possible jusqu'à 0,5 mm.

Der Bauteilüberstand des gesetzten Verbinders auf der Blindseite ist applikationsabhängig - bis zu 0,5 mm ist zulässig.

L'entità della sporgenza posteriore del rivetto installato è dipendente dall'applicazione. Fino a 0,5 mm è ammessa.

El remache una vez colocado, sobresale por la parte trasera de la chapa hasta un máximo de 0,5mm permitidos.

ø	ØA		B		C		ØD	kN ¹⁾	kN ¹⁾	Fasteners per pod/ Nombre de rivets par chargeur/ Niete pro Magazin/ Rivetti per caricatore/ Uds./carga	Part No/ref
	min.	max.	min.	max.	max.	max.					
nom.										typ.	
3.2 (1/8")	2.00	2.67	3.28	3.33	5.46	0.76	2.49	3.25	1.02	1.52	120
	2.41	2.92									112

all dimensions in mm / en millimètres / alle Maße in mm / in millimetri / en milímetros

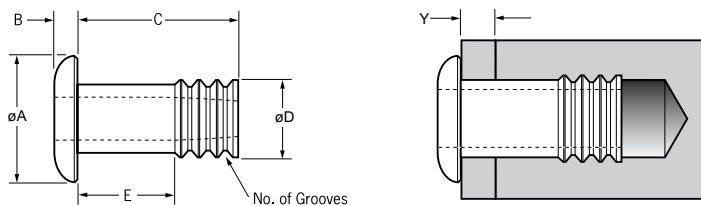
1) typical values / valeurs moyennes / typische Werte / Valori tipici / resistencias máximas recomendadas

Grovit® 1101



English	Français	Deutsch	Italiano	Español
Dome head	Tête plate	Flachrundkopf	Testa tonda	Cabeza alomada
Low carbon steel*	Acier bas carbone*	Stahl*	Acciaio a basso tenore di carbonio*	Acero bajo en carbono*
Zinc plated	Revêtement zingué	Verzinkt	Zincato	Zincado
Clear trivalent passivated	Passivation claire trivalente	Klar chromatiert, Cr6-frei	Passivazione chiara trivalente	Pasivado claro trivalente

*: SAE 1008 / EN 10263-2 C8C (DIN 10263-2 C8C, Qst 34-3)



ø	Y	No. of grooves/ cannelures/ Rillen / rigature / aros		øA	B	C	øD	E	kN ¹⁾	Fasteners per pod/ Nombre de rivets par chargeur / Niete pro Magazin/ Rivetti per caricatore / Uds./carga	Part No/ref			
		min.	max.											
3.2 (1/8")	3.6	3.45	3.55	5.6	1.0	8.8	3.43	3.2	1.2	± 1	01101-00410			
4.0 (5/32")	2.8	4.40	4.50	6.6	1.3	7.2	4.37	1.6	2.2	± 1	01101-00508			
	4.4					10.4		3.2				4	25	01101-00512
	5.2					11.9		4.8				4	22	01101-00514

all dimensions in mm / en millimètres / alle Maße in mm / in millimetri / en milímetros

1) typical values / valeurs moyennes / typische Werte / Valori tipici / resistencias máximas recomendadas

Grovit® 1103



English	Français	Deutsch	Italiano	Español
Dome head	Tête plate	Flachrundkopf	Testa tonda	Cabeza alomada
Aluminium alloy* (2.5 % Mg)	Alliage d'aluminium* (2.5% Mg)	Aluminium* (2.5 % Mg)	Lega di alluminio* (2.5% Mg)	Aluminio* (2.5% Mg)
Natural	Brut	Blank	Nessuna finitura	Natural

*: AA 5052, DIN 1725 AlMg2.5 Werkstoff 3.3523

Option:

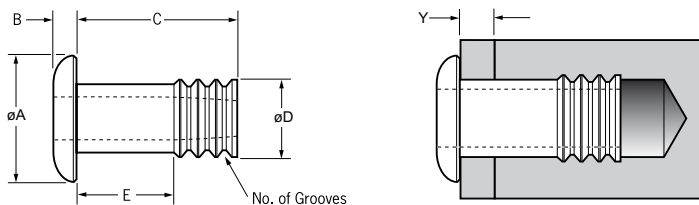
120° countersunk head: replace part no. 01103 with 01104. Details on request.



120° tête fraisée: remplacer la série 01103 par 01104. Détails sur demande.

120° Senkkopf: ersetzen Sie 01103 durch 01104. Details auf Anfrage.

120° testa svasata: sostituire 01103 con 01104. Dettagli su richiesta.

120° cabeza avellanada: cambiar 01103 por 01104. Más información bajo petición.



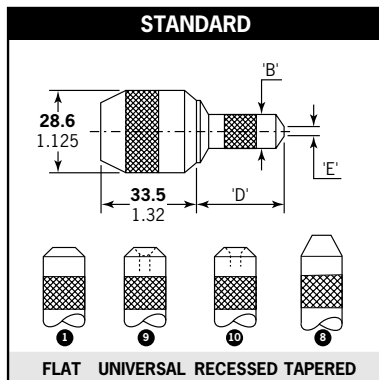
ø	Y			øA	B	C	øD	E	No. of grooves/ cannelures/ Rillen / rigature / aros		Fasteners per pod/ Nombre de rivets par chargeur / Niete pro Magazin/ Rivetti per carica- tore / Uds./carga	Part No/ref
		min.	max.									
nom.	max.	min.	max.	max.	max.	max.	max.	max.				
2.4 (3/32")	2.0	2.56	2.66	4.2	1.0	5.6	2.54	2.0	2	0.28	46	01103-00306
3.2 (1/8")	3.6	3.45	3.53	5.6	1.2	8.8	3.43	3.2	3	0.50	32	01103-00410
4.0 (5/32")	2.8	4.40	4.50	6.6	1.4	7.2	4.37	1.6	3	0.82	36	01103-00508
	5.2					11.9		4.8			4	

all dimensions in mm / en millimètres / alle Maße in mm / in millimetri / en milímetros

1) typical values / valeurs moyennes / typische Werte / Valori tipici / resistencias máximas recomendadas

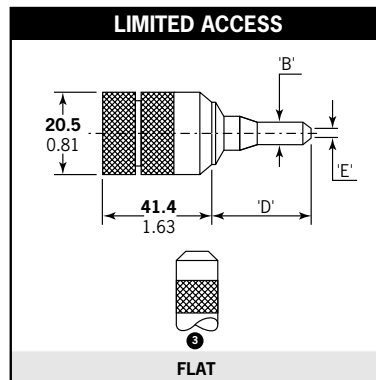
Briv[®], Chobert[®] & Grovit[®] Nose Equipment

Ensembles de nez / Mundstücke / Equipaggiamento / Equipos de colocación



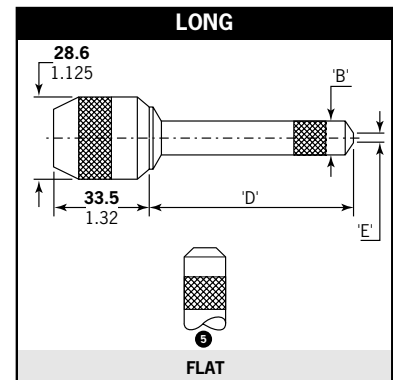
Applications with no or little access restrictions.
Pour applications ne présentant que peu ou pas de contraintes d'accès.

Für alle gut zugänglichen Nietpunkte.
Adatta per applicazioni senza restrizioni di accesso o con restrizioni di accesso limitate.
Apta para aquellas aplicaciones sin ninguna o pocas restricciones de acceso.



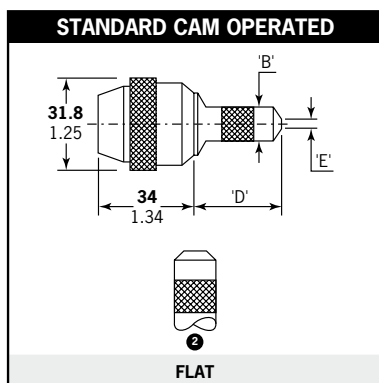
Allows access into very restrictive applications.
Permet d'accéder à des applications à accès très limité.

Für eng an den Bauteilseiten anliegende Nietpunkte.
Consente l'accesso ad applicazioni con serie restrizioni di accesso.
Permite el acceso en aplicaciones de acceso extremadamente limitado.



Allows more penetration into applications.
Permet une pénétration supérieure dans les applications sans autres contraintes d'accès.

Für tiefsitzende und eng an den Bauteilseiten anliegende Nietpunkte.
Consente una penetrazione maggiore nell'applicazione senza altre restrizioni di accesso.
Permite una mayor profundidad de acceso en aquellas aplicaciones sin restricción de acceso en anchura.



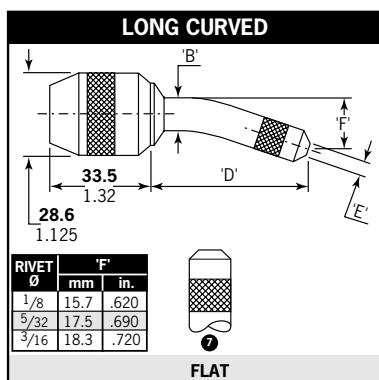
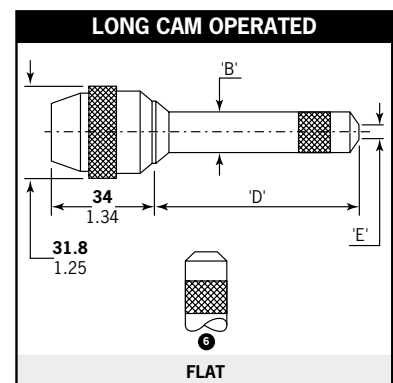
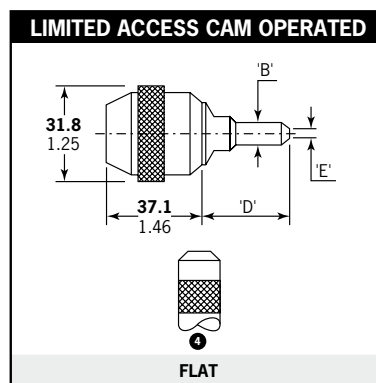
Nose equipment with addition of a twist cam to ease and speed up the nose jaw opening and the pod reloading procedure.

Ensembles de nez avec, en plus, une came facilitant et accélérant l'ouverture du nez de pose, et donc le rechargement en fixations.

Zum leichteren Magazinieren haben diese Mundstücke durch einen Drehring zu öffnende Mundstückschnäbel.

Equipaggiamento con l'aggiunta di una camma per facilitare e rendere più veloce l'apertura della testata e pertanto la procedura di ricarica dell'astuccio portarivetti.

Boquillas que incorporan una leva para facilitar y hacer más rápida la apertura de la boquilla y el procedimiento de carga.



Type

- ① - ⑦ Flat / Plat / Flach / Piatta / Plana
- ⑧ Tapered / Biseauté / Spitz / A punta / Conica
- ⑨ Universal / Universel / Für erhöhte Klammerkraft / Universale / concava
- ⑩ Recessed / En retrait / Spezial / Incassata / Apriete

Allows more penetration into applications.
Permet une pénétration supérieure dans les applications à accès limité.
Für tiefsitzende und eng an den Bauteilseiten anliegende Nietpunkte.
Consente una penetrazione maggiore nelle applicazioni con restrizioni di accesso.
Permite una mayor penetración en las aplicaciones con acceso limitado.

Briv[®], Chobert[®] & Grovit[®] Nose Equipment

Ensembles de nez / Mundstücke / Equipaggiamento / Equipos de colocación

ø nom.	Fastener / Rivets / Nietyt / Rivetti / Remaches	Nose Equipment / Nez de pose / Mundstück / Testata / Boquilla /	Type	Part No/ref	Dimensions / Dimension / Abmessungen / Dimensioni / Dimensiones		
					B	D	E
2.4 (3/32")	Briv [®] / Chobert [®] / Grovit [®]	Standard	❶	07150-03003	9.14	33.02	4.06
		Standard cam operated	❷	07170-04500	9.14	33.02	
		Limited access	❸	07274-01000	5.59	27.18	
		Limited access cam operated	❹	07177-03003	5.08	29.97	
		Standard tapered	❺	07170-03103	9.14	33.02	
3.2 (1/8")	Briv [®] / Chobert [®] / Grovit [®]	Standard	❶	07150-03004	10.41	29.97	5.08
		Standard cam operated	❷	07170-04600		29.97	
		Long	❻	07150-04004		55.37	
		Long cam operated	❼	07170-05000		55.37	
		Long curved	❼	07150-05004		53.85	
		Standard tapered	❸	07170-03104		30.23	
	Double Flush Chobert [®]	Standard cam operated	❷	07537-03100	29.07	5.95	
4.0 (5/32")	Briv [®] / Chobert [®] / Grovit [®]	Standard	❶	07150-03005	12.19	33.02	6.10
		Standard cam operated	❷	07170-04700		33.02	
		Long	❻	07150-04005		58.42	
		Long cam operated	❼	07170-05100		58.42	
		Long curved	❼	07150-05005		56.64	
	Chobert [®] / Grovit [®]	Standard tapered	❸	07150-03105	11.18	33.02	
4.8 (3/16")	Briv [®] / Chobert [®]	Standard	❶	07150-03006	14.22	29.97	8.38
		Standard cam operated	❷	07170-04800		29.97	
		Long	❻	07150-04006		58.42	
		Long cam operated	❼	07170-05200		58.42	
		Long curved	❼	07150-05006		56.13	
	Chobert [®]	Standard tapered	❸	07150-03106	29.97		
	6.0	Briv [®]	Standard	❶	07170-05800	16.33	30.65
Standard cam operated			❷	07170-05600	30.65		
Long			❻	07170-05900	55.65		
Long cam operated			❼	07170-05700	55.65		
6.4 (1/4")	Chobert [®]	Standard	❶	07150-03008	16.26	29.97	9.91
		Standard cam operated	❷	07170-04900		29.97	
		Long	❻	07150-04008		55.37	
		Long cam operated	❼	07170-05300		55.37	

Head forming Nose Equipment / a formage de tête / kopfformend / a formatura di testa / tipo de boquilla

2.4 (3/32")	Briv [®] 1)	Standard	❾	07150-03203	9.14	33.78	6.60
3.2 (1/8")			❿	07170-03004	10.41	30.48	7.62
4.0 (5/32")			❿	07150-03204	12.19	30.99	7.69
			❿	07170-03005		33.53	
4.8 (3/16")			❿	07150-03205	14.22	34.29	10.41
			❿	07170-03006		30.48	
			❿	07150-03206		31.50	12.01

all dimensions in mm / en millimètres / alle Maße in mm / in millimetri / en milimetro

1) except stainless steel and countersunk / sauf inox et tête fraisée / außer Edelstahl und Senkkopf / eccetto acciaio inox e testa svasata / excepto acero inoxidable y cabeza avellanada

❾ maximises clench but reduces grip range by approx. 0.4 mm / obtenir le plus fort serrage possible, mais la prise maximum se trouve réduite d'environ 0,4 mm / maximierte Klammerkraft bei Verringerung des Klemmbereiches um ca. 0,4 mm / ottiene la ribaditura più alta possibile, ma la distanza massima tra i centri dei rivetti viene ridotta di circa 0,4 mm / se alcanza un máximo apriete en la fijación, pero el espesor máximo se reduce en aproximadamente 0,4 mm

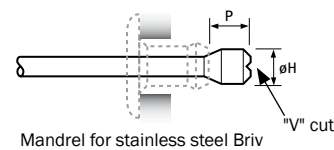
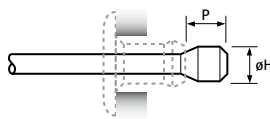
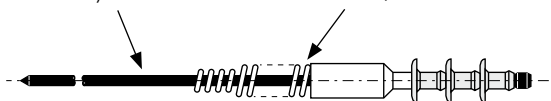
❿ increases clench without affecting grip range / Augmente le sertissage sans influencer l'épeseur / erhöhte Klammerkraft bei gleichem Klemmbereich / aumenta la ribaditura (la presa di rivettatura) senza compromettere lo spessore / incrementa el apriete sin afectar al rango de espesores a remachar

Briv® Mandrel and Spring Information


Aiguilles et Ressorts d'aiguille / Nietdorne und -federn
Mandrini e Molle / Mandriles y Muelles

Mandrel / Aiguille / Nietdorn
Mandrino / Mandril

Spring / Ressort d'aiguille / Nietdornfeder /
Molla / Muelle



Mandrel for stainless steel Briv "V" cut

ø nom.		Description / description / Beschreibung / descrizione / descripción	ø H	P max.	Standard Nose Equipment Nez de pose Standard Standard-Mundstück Testata Standard Boquilla Estándar		Long Nose Equipment Nez de pose Long Langes Mundstück Testata Lunga Boquilla Larga	
					Mandrel Part No/ref	Spring Part No/ref	Mandrel Part No/ref	Spring Part No/ref
2.4 (3/32") Brass, Aluminium	as rec.	Standard green	1.83	3.02	07150-06013	07150-06803 ¹⁾	N/A	N/A
	+ 0.10	1. oversize yellow	1.93	3.12	07150-06113			
	+ 0.20	2. oversize blue	2.01	3.20	07150-06213			
3.2 (1/8") Brass, Aluminium, Steel	as rec.	Standard green	2.34	3.05	07271-06414	07150-06814	07271-07414	07150-07814
	+ 0.13	1. oversize yellow	2.46	3.20	07271-06514		07271-07514	
	+ 0.25	2. oversize blue	2.59	3.38	07271-06614		07271-07614	
3.2 (1/8") Stainless Steel	as rec.	Standard green	2.49	3.07	07170-06804	07150-06814	07170-07804	07150-07814
	+ 0.13	1. oversize yellow	2.62	3.25	07170-06824		07170-07824	
4.0 (5/32") Brass, Aluminium, Steel	as rec.	Standard green	2.79	3.45	07150-06015	07170-06875	07150-07015	07170-07875
	+ 0.13	1. oversize yellow	2.92	3.61	07150-06115		07150-07115	
	+ 0.25	2. oversize blue	3.05	3.78	07150-06215		07150-07215	
4.0 (5/32") Stainless Steel	as rec.	Standard green	3.05	3.20	07170-06805	07170-06875	07170-07805	07170-07875
	+ 0.13	1. oversize yellow	3.18	3.35	07170-06825		07170-07825	
4.8 (3/16") Brass, Aluminium, Steel	as rec.	Standard green	3.58	3.99	07150-06016	07170-06876	07150-07016	07170-07876
	+ 0.13	1. oversize yellow	3.71	4.17	07150-06116		07150-07116	
	+ 0.25	2. oversize blue	3.84	4.32	07150-06216		07150-07216	
	+ 0.30	3. oversize red	3.85	4.39	07150-06316		07150-07316	
4.8 (3/16") Stainless Steel	as rec.	Standard green	3.89	3.81	07170-06806	07170-06876	07170-07806	07170-07876
	+ 0.13	1. oversize yellow	4.01	3.96	07170-06826		07170-07826	
6.0 Aluminium, Steel	as rec.	Standard green	4.54	4.18	07150-06018	07150-06846	07150-07018	07150-07846
	+ 0.13	1. oversize yellow	4.67	4.34	07150-06118		07150-07118	
	+ 0.25	2. oversize blue	4.79	4.49	07150-06218		07150-07218	

all dimensions in mm / en millimètres / alle Maße in mm / in millimetri / en milimetro

- 1) For use with standard flat nosepiece. For tapered nosepiece use spring 07170-06873 and for limited access nosepiece use 07170-06903.
Pour utilisation avec nez de pose standard. Avec le nez de pose biseauté utilisez le ressort d'aiguille 07170-06873 et avec le nez de pose en retrait utilisez le 07170-06903.
Für Verwendung mit Standard Mundstück flach. Bei spitzem Mundstück verwenden Sie Feder 07170-06873 und bei abgesetztem Mundstück Feder 07170-06903.
Per uso con nasello standard a filo. Con nasello a punta usate molle 07170-06873 e con nasello incassata usate molle 07170-06903.
Para uso con boquilla estándar plana. Con boquilla cónica utilizar muelle 07170-06873 y con boquilla de acceso limitado utilizar 07170-06903.

English	Français	Deutsch	Italiano	Español
Aluminium	Aluminium	Aluminium	Alluminio	Aluminio
Brass	Laiton	Kupfer-Zink Leg.	Ottone	Latón
Steel	Acier	Stahl	Acciaio	Acero
Stainless Steel	Inox	Edelstahl	Acciaio inox	Acero inoxidable
Standard green	Standard verte	Standard grün	Standard verde	Estándar verde
1. oversize yellow	1. surdimensionnée jaune	1. Übermaß gelb	1. maggiorazione giallo	1. sobremedida amarillo
2. oversize blue	2. surdimensionnée bleue	2. Übermaß blau	2. maggiorazione blu	2. sobremedida azul
3. oversize red	3. surdimensionnée rouge	3. Übermaß rot	3. maggiorazione rosso	3. sobremedida rojo

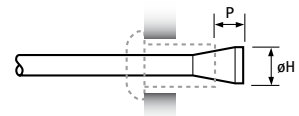
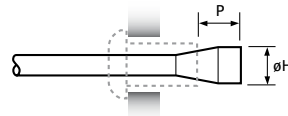
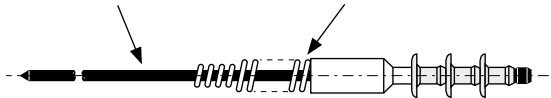
Chobert® & Grovit® Mandrel and Spring Information

Aiguilles et Ressorts d'aiguille / Nietdorne und -federn

Mandrini e Molle / Mandriles y Muelles

Mandrel / Aiguille / Nietdorn
Mandrino / Mandril

Spring / Ressort d'aiguille / Nietdornfeder /
Molla / Muelle



Short Reach (S/R) mandrel

ø nom.	Image of mandrel	Description / description / Beschreibung / descrizione / descripción	ø H	P max.	P S/R max.	Standard Nose Equipment Nez de pose Standard Standard-Mundstück Testata Standard Boquilla Estándar		Long Nose Equipment Nez de pose Long Langes Mundstück Testata Lunga Boquilla Larga	
						Mandrel ¹⁾ Part No/ref	Spring Part No/ref	Mandrel ³⁾ Part No/ref	Spring Part No/ref
2.4 (3/32") Brass, Aluminium	as rec.	Standard green	1.84	4.22	1.80	07150-06003	07150-06803 ²⁾	07150-07003	07150-07803
	+ 0.04	1. oversize yellow	1.88	4.42	1.98	07150-06303 ¹⁾		S/R only =07150-09103	
	+ 0.09	2. oversize blue	1.93	4.70	N/A	07150-06103		07150-07103	
3.2 (1/8") Brass, Alum., Steel Chobert® / Grovit®	as rec.	Standard green	2.24	5.49	2.29	07150-06004	07150-06804	07150-07004	07150-07804
	+ 0.10	1. oversize yellow	2.34	6.02	2.49	07150-06104		07150-07104	
	+ 0.25	2. oversize blue	2.49	6.81	2.79	07150-06204		07150-07204	
	+ 0.35	3. oversize red	2.59	7.32	3.00	07150-06304		07150-07304	
3.2 (1/8") Double Flush Chobert®	as rec.	Standard green	2.24	N/A	2.29	07150-08004	07271-06630	N/A	N/A
	+ 0.10	1. oversize yellow	2.34	N/A	2.49	07150-08104			
	+ 0.25	2. oversize blue	2.49	N/A	2.79	07150-08204			
4.0 (5/32") Brass, Alum., Steel	as rec.	Standard green	2.72	6.20	2.54	07150-06005	07170-06875	07150-07005	07170-07875
	+ 0.20	1. oversize yellow	2.92	7.21	2.95	07150-06105		07150-07105	
	+ 0.38	2. oversize blue	3.10	8.13	3.30	07150-06205		07150-07205	
	+ 0.63	3. oversize red	3.35	9.45	3.81	07150-06305		07150-07305	
4.8 (3/16") Brass, Alum., Steel	as rec.	Standard green	3.35	6.27	2.59	07150-06006	07170-06876	07150-07006	07170-07876
	+ 0.35	1. oversize yellow	3.71	8.13	3.30	07150-06106		07150-07106	
	+ 0.60	2. oversize blue	3.96	9.45	3.81	07150-06206		07150-07206	
6.4 (1/4") Alum., Steel	as rec.	Standard green	4.67	6.81	2.79	07150-06008	07150-06808	07150-07008	07150-07808
	+ 0.30	1. oversize yellow	4.98	8.38	3.40	07150-06108		07150-07108	

all dimensions in mm / en millimètres / alle Maße in mm / in millimetri / en milímetro

- 1) For S/R mandrel substitute 6 with 8 (07150-06xxx => 07150-08xxx), exception: 07150-06303 becomes 07150-08103.
Pour aiguille S/R remplacer 6 par 8 (07150-06xxx => 07150-08xxx), exception: 07150-06303 change à 07150-08103.
Für S/R Nietdorn ersetzen Sie 6 durch 8 (07150-06xxx => 07150-08xxx), Ausnahme: 07150-06303 wird zu 07150-08103.
Per mandrino S/R sostituire 6 con 8 (07150-06xxx => 07150-08xxx), eccezione: 07150-06303 cambia 07150-08103.
Con mandril cono corto S/R cambiar 6 por 8 (07150-06xxx => 07150-08xxx), excepción: 07150-06303 cambia a 07150-08103.
- 2) For use with standard flat nosepiece. For tapered nosepiece use spring 07170-06873 and for limited access nosepiece use 07170-06903.
Pour utilisation avec nez de pose standard. Avec le nez de pose biseauté utilisez le ressort d'aiguille 07170-06873 et avec le nez de pose en retrait utilisez le 07170-06903.
Für Verwendung m. Standard Mundstück flach. Bei spitzem Mundstück verwenden Sie Feder 07170-06873, bei abgesetztem Mundstück Feder 07170-06903.
Per uso con nasello standard a filo. Con nasello a punta usate molle 07170-06873 e con nasello incassata usate molle 07170-06903.
Para uso con boquilla estándar plana. Con boquilla cónica utilizar muelle 07170-06873 y con boquilla de acceso limitado utilizar 07170-06903.
- 3) For S/R mandrel substitute 7 with 9 (07150-07xxx => 07150-09xxx)
Pour aiguille S/R remplacer 7 par 9 (07150-07xxx => 07150-09xxx)
Für S/R Nietdorn ersetzen Sie 7 durch 9 (07150-07xxx => 07150-09xxx)
Per mandrino S/R sostituire 7 con 9 (07150-07xxx => 07150-09xxx)
Con mandril cono corto S/R cambiar 7 por 9 (07150-07xxx => 07150-09xxx)

English	Français	Deutsch	Italiano	Español
Aluminium	Aluminium	Aluminium	Alluminio	Aluminio
Brass	Laiton	Kupfer-Zink Leg.	Ottone	Latón
Steel	Acier	Stahl	Acciaio	Acero
Stainless Steel	Inox	Edelstahl	Acciaio inox	Acero inoxidable
Standard green	Standard verte	Standard grün	Standard verde	Estándar verde
1. oversize yellow	1. surdimensionnée jaune	1. Übermaß gelb	1. maggiorazione giallo	1. sobremedida amarillo
2. oversize blue	2. surdimensionnée bleue	2. Übermaß blau	2. maggiorazione blu	2. sobremedida azul
3. oversize red	3. surdimensionnée rouge	3. Übermaß rot	3. maggiorazione rosso	3. sobremedida rojo

Rivscrow® 1722



English	Français	Deutsch	Italiano	Español
Dome head	Tête plate	Flachrundkopf	Testa tonda	Cabeza alomada
Low carbon steel*	Acier à faible teneur en carbone*	Stahl*	Acciaio a basso tenore di carbonio*	Acero bajo en carbono*
Zinc plated	Revêtement zingué	Verzinkt	Zincato	Zincado
Clear trivalent passivated	Passivation claire trivalente	Klar chromatiert, Cr6-frei	Passivazione chiara trivalente	Pasivado claro trivalente

* : BS 3111 Type 0, SAE 1008, DIN 1654 Qst 34-3

Option:

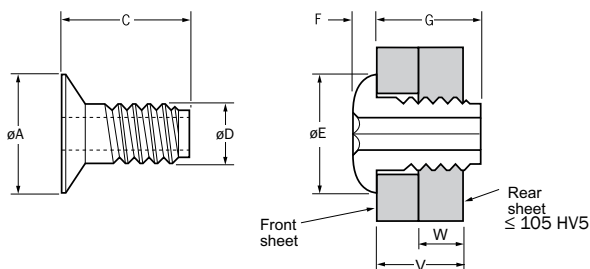
Rivscrow® fasteners are now available with a pre-formed head (the head is not formed from countersunk to dome during installation). For pre-formed variants substitute part number 01722 with 01772. Further details on request.

Les rivets Rivscrow® sont disponibles avec une tête de rivet préformée (la tête n'est pas formée durant la pose du rivet). Pour des variantes avec têtes préformées substituer les références 01722 par 01772. Plus de détails sur demande.

Rivscrow® Magazin-Blindniete sind jetzt auch mit vorgeformtem Kopf erhältlich (der Kopf wird nicht während der Verarbeitung aus einem Senkkopf geformt). Für vorgeformte Varianten ersetzen Sie Artikel-Nr. 01722 durch 01772. Weitere Details auf Anfrage.

I rivetti Rivscrow® sono adesso disponibili con la testa pre-formata (la testa non è plasmata da svasata a tonda durante l'installazione). Per varianti pre-formate sostituire il codice 01722 con 01772. Ulteriori dettagli su richiesta.

Los remaches Rivscrow® están ahora disponibles con cabeza alomada preformada (la cabeza durante la colocación no deforma de avellanada a alomada). Para esta versión la referencia 01722 se sustituye por la 01772. Más información bajo petición.

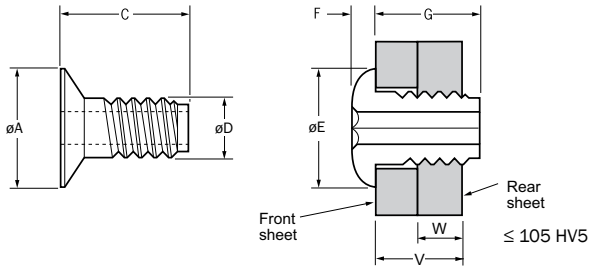


ø	øD	Front sheet / pièce à fixer / oberes Bauteil / piastra frontale/ pieza anterior		Rear sheet / pièce support/ unteres Bauteil/ piastra posteriore / pieza posterior		øA	C	W	V	øE ¹⁾	F ¹⁾	G	Fasteners per pod/Nombre de rivets par chargeur/ Niete pro Ma- gazin/ Rivetti per caricatore / Uds./carga	Part No/ref
		min.	max.	min.	max.									
2.8	2.6	2.95	3.02	2.62	2.70	5.7	5.2	1.62	2.85	6.1	1.4	4.0	62	01722-02806
							6.1		3.85				52	01722-02807
							7.1		4.83				43	01722-02809
							8.1		5.82				38	01722-02810
							10.1		7.80				30	01722-02812
3.0	2.8	3.07	3.15	2.82	2.89	5.7	5.2	1.62	2.85	6.1	1.4	4.0	62	01722-03006
							6.1		3.85				52	01722-03007
							7.1		4.83				43	01722-03009
							8.1		5.82				38	01722-03010
							9.1		6.81				34	01722-03011
							10.1		7.80				30	01722-03012
							13.1		10.72				23	01722-03016

all dimensions in mm / en millimètres / alle Maße in mm / in millimetri / en milímetros

1) see page 46 / voir page 46 / siehe Seite 46 / vedi pagina 46 / ver Pág. 46

Rivscrow® 1722



Ø	ØD		Front sheet / pièce à fixer / oberes Bauteil / piastra frontale/ pieza anterior		Rear sheet / pièce support/ unteres Bauteil/ piastra posteriore / pieza posterior		ØA	C	W	V	ØE ¹⁾	F ¹⁾	G	Fasteners per pod/ Nbre de rivets par chargeur/ Niete pro Magazin/ Rivetti per caricatore / Uds./carga	Part No/ref
	nom.	max.	min.	max.	min.	max.									
3.5	3.1	3.50	3.58	3.10	3.17	5.8	5.2	1.62	2.85	6.1	1.4	4.0	62	01722-03506	
							6.1						3.85	52	01722-03507
							7.1						4.83	43	01722-03509
							8.1						5.82	38	01722-03510
							9.1						6.81	34	01722-03511
							10.1						7.80	30	01722-03512
							14.1						11.76	21	01722-03517
4.0	3.6	4.19	4.27	3.61	3.68	6.0	5.2	1.62	2.85	6.4	1.4	4.0	62	01722-04006	
							6.1						3.85	52	01722-04007
							7.1						4.83	43	01722-04009
							8.1						5.82	38	01722-04010
							9.1						6.81	34	01722-04011
							10.1						7.80	30	01722-04012
							12.1						9.78	25	01722-04015

all dimensions in mm / en milimètres / alle Maße in mm / in millimetri / en milímetros

1) dimensions E and F are generated during the installation process and should only be used as an indication of the minimum space required
 Les cotes E et F ne sont données qu'à titre et représentent l'encombrement maximal de la tête du Rivscrow après pose
 Maße E und F werden während der Verarbeitung erzeugt und sollten nur als Anhaltspunkt für den minimalen Platzbedarf verwendet werden
 Le dimensioni E e F sono generate durante il processo d'installazione e devono essere usate solo come un'indicazione del minimo spazio richiesto.
 Las dimensiones E y F se conforman en el proceso de colocación y deben tomarse como orientativas para comprobar el espacio mínimo necesario.

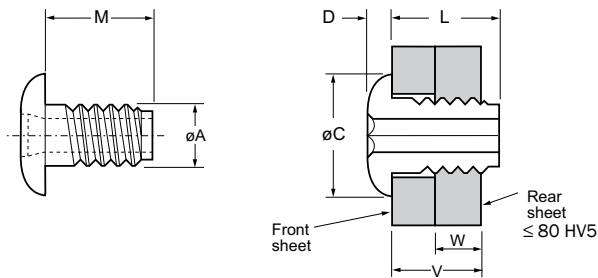
Ø			Hex Key Size / Dim. clef 6 pans/ Sechskantgröße/ Dim. chiave esagonale/ llave Allen
nom.	kN	kN	
2.8	0.9	0.7	1.60 (1/16")
3.0	0.9	0.8	1.60 (1/16")
3.5	1.0	1.0	2.0 (5/64")
4.0	1.3	1.2	2.5

Rivscrow® 1733



English	Français	Deutsch	Italiano	Español
Dome head	Tête plate	Flachrundkopf	Testa tonda	Cabeza alomada
Low carbon steel*	Acier à faible teneur en carbone*	Stahl*	Acciaio a basso tenore di carbonio*	Acero bajo en carbono*
Zinc plated	Revêtement zingué	Verzinkt	Zincatura	Zincado
Clear trivalent passivated	Passivation claire trivalente	Klar chromatiert, Cr6-frei	Passivazione chiara trivalente	Pasivado claro trivalente

* : BS 970 Type 0, SAE 1015, DIN 17111 Rst 38-2 Werkstoff 1.0401



ø	Front sheet / pièce à fixer / oberes Bauteil / piastra frontale/ pieza anterior		Rear sheet / pièce support/ unteres Bauteil/ piastra posteriore / pieza posterior		M	ø C	D	W	V	L	Hex Key Size / Dim. clef 6 pans/ Sechskant- größe/ Dim. chiave esagonale/ llave Allen	Fasteners per pod / Nombre de rivets par chargeur / Niete pro Ma- gazin / Rivetti per caricatore / Uds./carga ± 1	Part No/ref
	nom.	min.	max.	min.									
4.8	4.90	5.00	4.50	4.60	8.4	9.5	1.7	2.8	6.5	8.7	2.5	28	01733-04810
					13.3				11.5	13.5			

all dimensions in mm / en millimètres / alle Maße in mm / in millimetri / en milímetros

Rivscrow® PL 1742

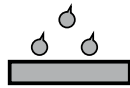


English	Français	Deutsch	Italiano	Español
Dome head	Tête bombée	Flachrundkopf	Testa tonda	Cabeza alomada
Low carbon steel*	Acier à faible teneur en carbone*	Stahl*	Acciaio a basso tenore di carbonio*	Acero bajo en carbono*
Zinc plated	Zingué	Verzinkt	Zincati	Zincado
Clear passivated	Passivé clair	Klar chromatiert	Passivati	Pasivado claro

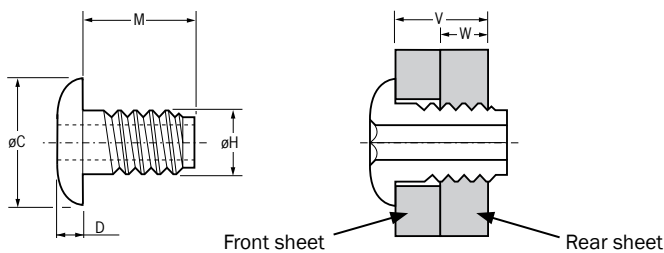
* : BS 3111 Type 0, SAE 1008, DIN 1654 Qst 34-3

** : to red rust / à la rouille rouge / bis Rotrost / alla ruggine rossa / al óxido rojo (ASTM B117)

~~Cr6~~



120 h**



Ø	Ø H		Front sheet / Pièce à fixer / oberes Bauteil / piastra frontale / pieza anterior		Rear sheet / Pièce support / unteres Bauteil / piastra posteriore / pieza posterior		ØC	D	M	W	V	Hex Key Size / Dim. clef 6 pans/ Sechskantgröße/ Dim. chiave esagonale / llave Allen	Part No/ref
	nom.	min.	max.	min.	max.	min.							
3.0	2.71	2.81	3.28	3.35	2.82	2.90	± 0.2	± 0.1	6.93	2.79	5.46	1.60 (1/16")	01742-03008
									10.11		8.64		01742-03012
									13.28		11.81		01742-03016
3.5	3.00	3.09	3.53	3.63	3.10	3.18	± 0.2	± 0.1	6.93	2.79	5.46	1.60 (1/16")	01742-03508
									10.11		8.64		01742-03512
									13.28		11.81		01742-03516
4.0	3.29	3.39	4.09	4.17	3.40	3.47	± 0.2	± 0.1	6.93	3.04	5.46	2.00 (5/64")	01742-04008
									10.11		8.64		01742-04012
									13.28		11.81		01742-04016
4.5	3.89	3.99	4.93	5.00	4.00	4.08	± 0.2	± 0.1	6.93	3.04	5.46	2.50	01742-04508
									10.11		8.64		01742-04512
									13.28		11.81		01742-04516

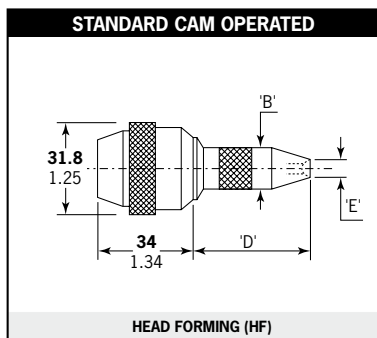
all dimensions in mm / en millimètres / alle Maße in mm / in millimetri / en milímetros

Rivscrow® & Rivscrow® PL Nose Equipment

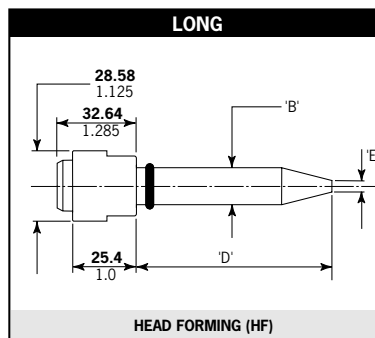
Ensembles de nez / Mundstücke / Equipaggiamento / Equipos de colocación

Rivscrow®

Head forming / a formage de tête / kopfformend / a formatura di testa / Tipo de boquilla

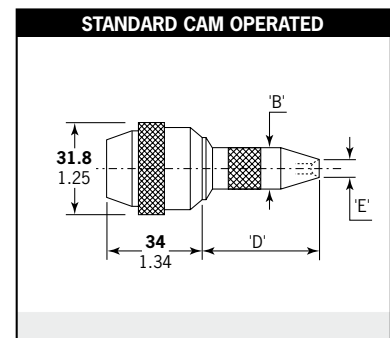


Applications with no or little access restrictions.
 Pour applications ne présentant que peu ou pas de contraintes d'accès.
 Für alle gut zugänglichen Nietpunkte.
 Adatta per applicazioni senza restrizioni di accesso o con restrizioni di accesso limitate.
 Apta para aquellas aplicaciones sin ninguna o pocas restricciones de acceso.



Allows more penetration into applications.
 Permet une pénétration supérieure dans les applications sans autres contraintes d'accès.
 Für tiefsitzende und eng an den Bauteilseiten anliegende Nietpunkte.
 Consente una penetrazione maggiore nell'applicazione senza altre restrizioni di accesso.
 Permite una mayor profundidad de acceso en aquellas aplicaciones sin restricción de acceso en anchura.

Rivscrow® PL



Applications with no or little access restrictions.
 Pour applications ne présentant que peu ou pas de contraintes d'accès.
 Für alle gut zugänglichen Nietpunkte.
 Adatta per applicazioni senza restrizioni di accesso o con restrizioni di accesso limitate.
 Apta para aquellas aplicaciones sin ninguna o pocas restricciones de acceso.

ø nom.	Fastener / Rivets / Niettyp / Rivetti / Remaches	Nose Equipment / Nez de pose / Mundstück / Testata / Boquilla /	Part No/ref	Dimensions / Dimension / Abmessungen / Dimensioni / Dimensiones		
				B	D	E
2.8	Rivscrow®	Standard cam operated	07271-03000	10.41	29.97	6.10
		Long	07271-08600	15.50	67.10	6.35
3.0		Standard cam operated	07271-03000	10.41	29.97	6.10
		Long	07271-08600	15.50	67.10	6.35
3.5		Standard cam operated	07271-03500	10.41	29.97	6.10
		Long	07271-08700	15.50	67.10	6.35
4.0		Standard cam operated	07271-04000	10.41	29.97	6.35
		Long	07271-08800	15.50	67.10	7.10
4.8		Standard	07150-03006	14.22	29.97	8.38
		Long	07150-04006	14.22	58.42	8.38
3.0	Rivscrow® PL	Standard cam operated	07271-03000	10.41	29.97	6.10
3.5						
4.0		Standard	07150-03005	12.19	33.02	6.10
4.5						

all dimensions in mm / en millimètres / alle Maße in mm / in millimetri / en milimetro

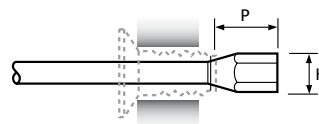
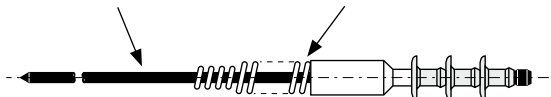
Rivscrew® & Rivscrew® PL Mandrel & Spring Information

Aiguilles et Ressorts d'aiguille / Nietdorne und -federn

Mandrini e Molle / Mandriles y Muelles

Mandrel / Aiguille / Nietdorn
Mandrino / Mandril

Spring / Ressort d'aiguille / Nietdornfeder /
Molla / Muelle



\emptyset	Nose Nez Mundstück Testata Boquilla	Description Description Beschreibung Descrizione Descripción	H A/F	P	Mandrel Aiguille Niedorn Mandrino Mandril	Spring Ressort d'aiguille Nietdornfeder Molla Muelle
nom.	Part No/ref.			max.	Part No/ref	Part No/ref
Rivscrew® 1722/1733						
2.8	07271-03000	Standard cam operated	1.65	3.23	07271-06030	07271-06630
	07271-08600	Long			07271-07030	07271-07630
3.0	07271-03000	Standard cam operated	1.65	3.23	07271-06030	07271-06630
	07271-08600	Long			07271-07030	07271-07630
3.5	07271-03500	Standard cam operated	2.10	3.35	07271-06035	07271-06635
	07271-08700	Long			07271-07035	07271-07635
4.0	07271-04000	Standard cam operated	2.62	3.81	07271-06140	07271-06640
	07271-08800	Long			07271-07140	07271-07640
4.8	07150-03006	Standard	2.62	3.81	07271-06140	07271-06640
	07150-04006	Long			07271-07140	07271-07640
Rivscrew® PL 1742						
3.0	07271-03000	Standard cam operated	1.65	3.75	07279-06429	07271-06630
3.5						
4.0	07150-03005	Standard	2.10	3.35	07271-06035	07271-06635
4.5			2.62	3.81	07271-06140	07271-06640

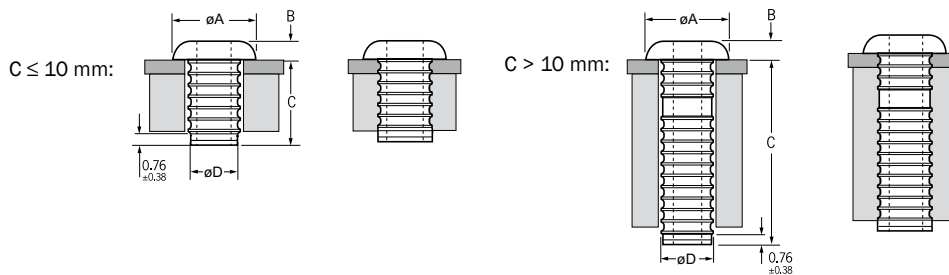
all dimensions in mm / en millimètres / alle Maße in mm / in millimetri / en milimetro

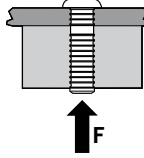


English	Français	Deutsch	Italiano	Español
Dome head	Tête plate	Flachrundkopf	Testa tonda	Cabeza alomada
Brass*	Laiton*	Kupfer-Zink Legierung*	Ottone*	Latón*
Electro tin plated**	Etamage électrolytique**	verzinkt**	Stagnato**	Estañado electrolítico**

*: BS EN 12166 CW 508L DIN 17660 CuZn37

** : Avdel recommends tin plated parts are installed within nine months from the date they were produced / Avdel conseille d'utiliser les pièces en laiton étamé sous un délai de 9 mois après la date de production / Avdel empfiehlt, verzinkte Niete innerhalb 9 Monaten nach Produktionsdatum zu verarbeiten / Avdel raccomanda di utilizzare i prodotti stagnati entro nove mesi a decorrere dalla data di fabbricazione / Avdel recomienda utilizar sus piezas estañadas antes de nueve meses desde la fecha de su fabricación.



ø	Ø		øA	B	C	øD	 kN ¹⁾	Fasteners per pod/ Nombre de rivets par chargeur / Niete pro Magazin / Rivetti per caricatore / Uds./ carga	Part No/ref	
	nom.	min.								max.
2.5	2.50	2.60	4.14	0.94	5.18	2.48	0.045	± 1	51	01188-02506
					6.78				41	01188-02508
					8.36				33	01188-02510
					9.96				28	01188-02512
					11.53				24	01188-02514
					13.13				21	01188-02516
					14.71				19	01188-02518
					16.31				17	01188-02520
					17.88				16	01188-02522
2.8	2.80	2.90	4.14	0.94	5.18	2.75	0.067	± 1	52	01188-02806
					6.78				41	01188-02808
					8.36				33	01188-02810
					9.96				28	01188-02812
					11.53				24	01188-02814
					13.13				21	01188-02816
					14.71				19	01188-02818
					16.31				17	01188-02820
					17.88				16	01188-02822

all dimensions in mm / en millimètres / alle Maße in mm / in millimetri / en milímetros

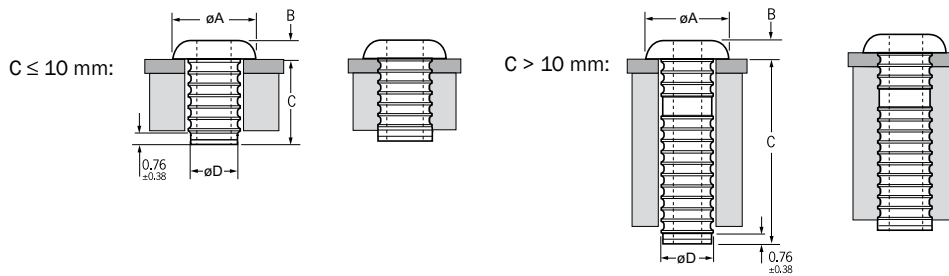
1) typical values / valeurs moyennes / typische Werte / Valori tipici / resistencias máximas recomendadas

Avtronic® 1189



English	Français	Deutsch	Italiano	Español
Dome head	Tête plate	Flachrundkopf	Testa tonda	Cabeza alomada
Aluminium alloy* (5 % Mg)	Alliage d'aluminium* (5% Mg)	Aluminium* (5 % Mg)	Lega di alluminio* (5% Mg)	Aluminio* (5% Mg)
Natural	Brut	Blank	Nessuna finitura	Natural

*: BS 1473 5056A DIN 1725 AlMg5 Werkstoff 3.3555



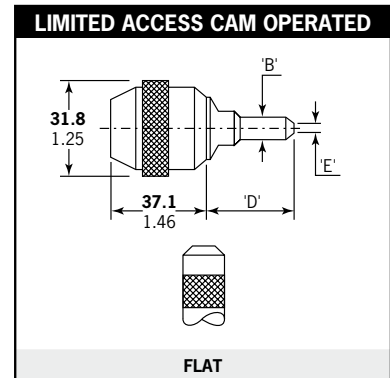
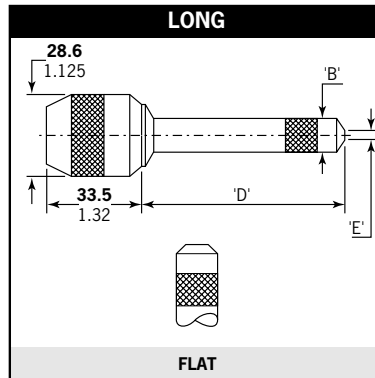
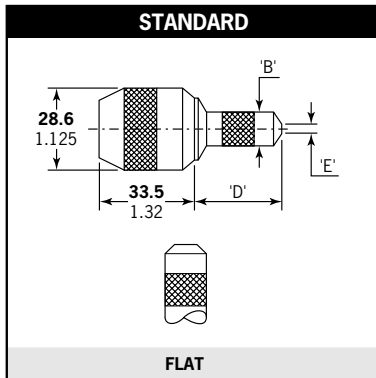
ø	Ø		øA	øB	C	D	 kN ¹⁾	Fasteners per pod/ Nombre de rivets par chargeur / Niete pro Magazin / Rivetti per caricatore / Uds./ carga	Part No/ref	
	nom.	min.								max.
2.5	2.50	2.60	4.14	0.94	5.18	2.48	0.03	± 1	51	01189-02506
					6.78				41	01189-02508
					8.36				33	01189-02510
					9.96				28	01189-02512
					11.53				24	01189-02514
					13.13				21	01189-02516
					14.71				19	01189-02518
					16.31				17	01189-02520
					17.88				16	01189-02522
2.8	2.80	2.90	4.14	0.94	5.18	2.75	0.04	± 1	52	01189-02806
					6.78				41	01189-02808
					8.36				33	01189-02810
					9.96				28	01189-02812
					11.53				24	01189-02814
					13.13				21	01189-02816
					14.71				19	01189-02818
					16.31				17	01189-02820
					17.88				16	01189-02822

all dimensions in mm / en millimètres / alle Maße in mm / in millimetri / en milímetros

1) typical values / valeurs moyennes / typische Werte / Valori tipici / resistencias máximas recomendadas

Avtronic® Nose Equipment

Ensembles de nez / Mundstücke / Equipaggiamento / Equipos de colocación



Applications with no or little access restrictions.
Pour applications ne présentant que peu ou pas de contraintes d'accès.

Für alle gut zugänglichen Nietpunkte.

Adatta per applicazioni senza restrizioni di accesso o con restrizioni di accesso limitate.

Apta para aquellas aplicaciones sin ninguna o pocas restricciones de acceso.

Allows more penetration into applications.

Permet une pénétration supérieure dans les applications sans autres contraintes d'accès.

Für tiefsitzende und eng an den Bauteilseiten anliegende Nietpunkte.

Consente una penetrazione maggiore nell'applicazione senza altre restrizioni di accesso.

Permite una mayor profundidad de acceso en aquellas aplicaciones sin restricción de acceso en anchura.

Allows access into very restrictive applications.

Permet d'accéder à des applications à accès très limité.

Für eng an den Bauteilseiten anliegende Nietpunkte.

Consente l'accesso ad applicazioni con serie restrizioni di accesso.

Permite el acceso en aplicaciones de acceso extremadamente limitado.

Ø nom.	Fastener / Rivets / Niettyp / Rivetti / Remaches	Nose Equipment / Nez de pose / Mundstück / Testata / Boquilla /	Part No/ref	Dimensions / Dimension / Abmessungen / Dimensioni / Dimensiones		
				B	D	E
2.5	Avtronic®	Standard	07150-03003	9.14	33.02	4.06
		Long	07150-04003	10.41	58.42	4.06
		Limited Access	07271-08000	10.41	29.97	4.06
2.8		Standard	07271-05600	9.14	33.02	4.06
		Long	07271-05900	10.41	58.42	4.06
		Limited Access	07271-08100	10.16	29.97	4.06

all dimensions in mm / en millimètres / alle Maße in mm / in millimetri / en milimetro

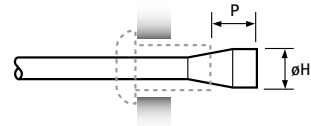
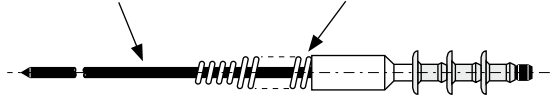
Avtronic® Mandrel & Spring Information

Aiguilles et Ressorts d'aiguille / Nietdorne und -federn

Mandrini e Molle / Mandriles y Muelles

Mandrel / Aiguille / Nietdorn
Mandrino / Mandril

Spring / Ressort d'aiguille / Nietdornfeder /
Molla / Muelle



ø	nom.	Description / description / Beschreibung / descrizione / descripción 1)	ø H	P	Standard Nose Equipment Nez de pose Standard Standard-Mundstück Testata Standard Boquilla Estándar		Long Nose Equipment Nez de pose Long Langes Mundstück Testata Lunga Boquilla Larga		Limited Access Equipment Nez d'accès limité Mundstück abgesetzt Testata Acceso limitado Boquilla Acceso limitado	
					Mandrel Part No/ref	Spring Part No/ref	Mandrel Part No/ref	Spring Part No/ref	Mandrel Part No/ref	Spring Part No/ref
2.5	as rec.	Standard green	1.78	3.56	07170-06025		07170-07025		07170-06025	
	+ 0.07	1. oversize yellow	1.85	3.56	07170-06125	07150-06803	07170-07125	07150-07803	07170-06125	07150-06803
	+ 0.15	2. oversize blue	1.93	3.56	07170-06225		07170-07225		07170-06225	
2.8	as rec.	Standard green	2.01	3.81	07170-06028		07170-07028		07170-06028	
	+ 0.07	1. oversize yellow	2.08	3.81	07170-06128	07170-06528	07170-07128	07170-07528	07170-06128	07170-06873
	+ 0.15	2. oversize blue	2.16	3.81	07170-06228		07170-07228		07170-06228	

all dimensions in mm / en millimètres / alle Maße in mm / in millimetri / en milimetro

1) Standard green / Standard verte / Standard grün / Standard verde / Estándar verde

1. oversize yellow / 1. surdimensionnée jaune / 1. Übermaß gelb / 1. maggiorazione giallo / 1. sobremedida amarillo

2. oversize blue / 2. surdimensionnée bleue / 2. Übermaß blau / 2. maggiorazione blu / 2. sobremedida azul

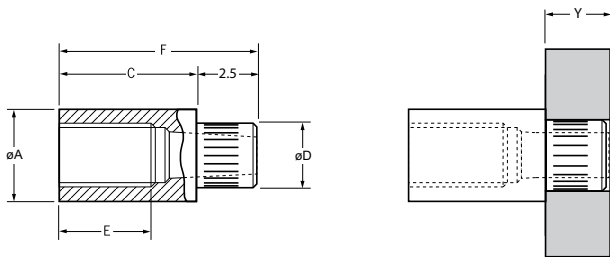
Avsert® 1117


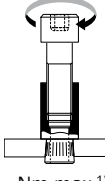


English	Français	Deutsch	Italiano	Español
Short spigot	Pion court	Kurzer Schaft	Piedino corto	Espiga corta
Brass*	Laiton*	Kupfer-Zink Legierung*	Ottone*	Latón*
Tin plated**	Etamé**	verzinkt**	Stagnato**	Estañado**

*: CuZn38Pb1.5 (ROHS conform)

** : ROHS conform; Avdel recommends tin plated parts are installed within 24 months from the date they were produced / Avdel conseille d'utiliser les pièces en laiton étamé sous un délai de 24 mois après la date de production / Avdel empfiehlt, verzinnte Niete innerhalb 24 Monaten nach Produktionsdatum zu verarbeiten / Avdel raccomanda di utilizzare i prodotti stagnati entro 24 mesi a decorrere dalla data di fabbricazione/ Avdel recomienda utilizar sus piezas estañadas antes de 24 meses desde la fecha de su fabricación.



ø	Y				øA	C	øD	E	F	 Nm max. ¹⁾	Fasteners per pod/ Nombre de rivets par chargeur/ Niete pro Magazin/ Rivetti per carica- tore / Uds./carga	Part No/ref		
	nom.	min.	max.	min.									max.	max.
M2.5 x 0.45	0.8	2.0	2.70	2.80	4.05	5.5	2.69	3.4	8.0	0.85	36	01117-06555		
						6.0							3.9	8.5
						7.0							4.9	9.5
						8.0							5.9	10.5
						9.0							5.9	11.5
M3 x 0.5	0.8	2.0	3.30	3.40	4.85	5.5	3.28	3.4	8.0	1.38	36	01117-07055		
						6.0							3.9	8.5
						7.0							4.9	9.5
						8.0							5.9	10.5
						9.0							5.9	11.5

all dimensions in mm / en millimètres / alle Maße in mm / in millimetri / en milímetros

1) As tested in 1.5 mm thick glass fibre reinforced board to specification NEMA-L11-1971 Type FR4.

Testé dans circuit imprimé fibre / époxy 15/10 selon NEMA-L11-1971 type FR4.

Getestet in 1,5 mm starker glasfaserverstärkter Leiterplatte nach Spezifikation NEMA-L11-1971 Typ FR4.

Testato in un circuito rinforzato con fibra di vetro di 1,5 mm come da specifica NEMA-L11-1971 tipo FR4.

Testado en una tarjeta reforzada con fibra de vidrio de 1,5 mm.

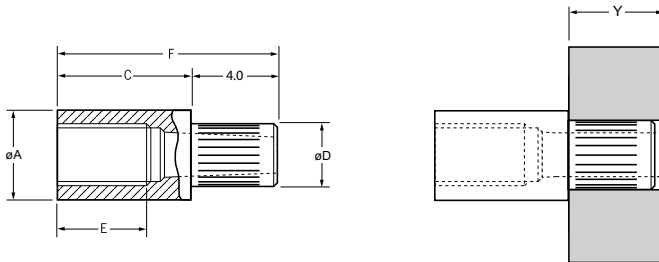
Avsert® 1118


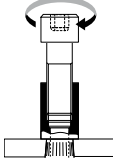


English	Français	Deutsch	Italiano	Español
Long spigot	Pion long	Langer Schaft	Piedino lungo	Espiga larga
Brass*	Laiton*	Kupfer-Zink Legierung*	Ottone*	Latón*
Tin plated**	Etamé**	verzinkt**	Stagnato**	Estañado**

*: CuZn38Pb1.5 (ROHS conform)

** : ROHS conform; Avdel recommends tin plated parts are installed within 24 months from the date they were produced / Avdel conseille d'utiliser les pièces en laiton étamé sous un délai de 24 mois après la date de production / Avdel empfiehlt, verzinnte Niete innerhalb 24 Monaten nach Produktionsdatum zu verarbeiten / Avdel raccomanda di utilizzare i prodotti stagnati entro 24 mesi a decorrere dalla data di fabbricazione/ Avdel recomienda utilizar sus piezas estañadas antes de 24 meses desde la fecha de su fabricación.



ø	Y				øA	C	øD	E	F	 Nm max. ¹⁾	Fasteners per pod/ Nombre de rivets par chargeur/ Niete pro Magazin/ Rivetti per carica- tore / Uds./carga	Part No/ref			
	nom.	min.	max.	min.									max.	max.	± 0.1
M2.5 x 0.45	0.8	2.4	2.70	2.80	4.05	5.5	2.69	3.4	9.5	0.96	30	01118-06555			
						6.0						3.9	10.0	29	01118-06560
						7.0						4.9	11.0	26	01118-06570
						8.0						5.9	12.0	24	01118-06580
						9.0						5.9	13.0	22	01118-06590
M3 x 0.5	0.8	2.4	3.30	3.40	4.85	5.5	3.28	3.4	9.5	1.52	30	01118-07055			
						6.0						3.9	10.0	29	01118-07060
						7.0						4.9	11.0	26	01118-07070
						8.0						5.9	12.0	24	01118-07080
						9.0						5.9	13.0	22	01118-07090

all dimensions in mm / en millimètres / alle Maße in mm / in millimetri / en milímetros

1) As tested in 1.5 mm thick glass fibre reinforced board to specification NEMA-L11-1971 Type FR4.

Testé dans circuit imprimé fibre / époxy 15/10 selon NEMA-L11-1971 type FR4.

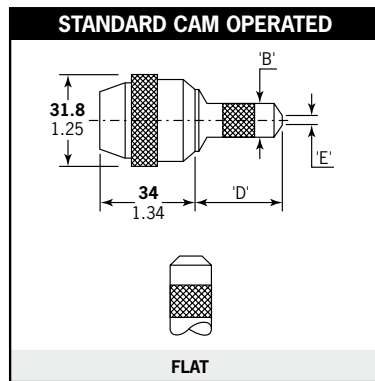
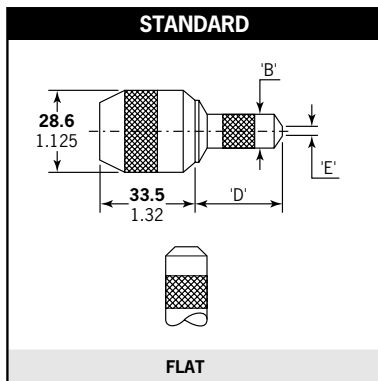
Getestet in 1,5 mm starker glasfaserverstärkter Leiterplatte nach Spezifikation NEMA-L11-1971 Typ FR4.

Testato in un circuito rinforzato con fibra di vetro di 1,5 mm come da specifica NEMA-L11-1971 tipo FR4.

Testado en una tarjeta reforzada con fibra de vidrio de 1,5 mm.

Avsert® Nose Equipment, Mandrel & Spring Information

Ensembles de nez, Aiguilles et Ressorts d'aiguille / Mundstücke, Nietdorne u. -federn
Equipaggiamento, Mandrini e Molle / Equipos de colocación, Mandriles y Muelles



Applications with no or little access restrictions.
Pour applications ne présentant que peu ou pas de contraintes d'accès.

Für alle gut zugänglichen Nietpunkte.

Adatta per applicazioni senza restrizioni di accesso o con restrizioni di accesso limitate.

Apta para aquellas aplicaciones sin ninguna o pocas restricciones de acceso.

Nose equipment with addition of a twist cam to ease and speed up the nose jaw opening thus the pod reloading procedure.

Ensembles de nez avec, en plus, une came facilitant et accélérant l'ouverture du nez de pose, et donc le rechargement en fixations.

Zum leichteren Magazinieren haben diese Mundstücke durch einen Drehring zu öffnende Mundstückschnäbel.

Equipaggiamento con l'aggiunta di una camma per facilitare e rendere più veloce l'apertura della testata e pertanto la procedura di ricarica dell'astuccio portarivetti.

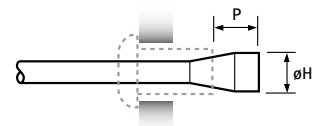
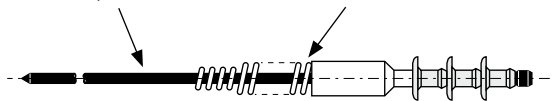
Boquillas que incorporan una leva para facilitar y hacer más rápida la apertura de la boquilla y el procedimiento de carga.

ø nom.	Fastener / Rivets / Niettyp / Rivetti / Remaches	Nose Equipment / Nez de pose / Mundstück / Testata / Boquilla /	Part No/ref	Dimensions / Dimension / Abmessungen / Dimensioni / Dimensiones		
				B	D	E
M2.5 x 0.45	Avsert®	Standard	07150-03003	9.14	33.02	4.06
M3 x 0.5		Standard	07150-03004	10.41	29.97	5.08
		Standard cam operated	07170-04600			

all dimensions in mm / en millimètres / alle Maße in mm / in millimetri / en milímetro

Mandrel / Aiguille / Nietdorn
Mandrino / Mandril

Spring / Ressort d'aiguille / Nietdornfeder /
Molla / Muelle



ø nom.	Image of Spring	Description Description Beschreibung Descrizione Descripción	ø H	P max.	Standard Nose Equipment Nez de pose Standard Standard-Mundstück Testata Standard Boquilla Estándard	
					Mandrel Part No/ref	Spring Part No/ref
M2.5 x 0.45	as rec.	Standard green	1.84	3.68	07150-06003	07150-06803
M3 x 0.5	as rec.	Standard green	2.24	4.70	07150-06004	07150-06804

all dimensions in mm / en millimètres / alle Maße in mm / in millimetri / en milímetro

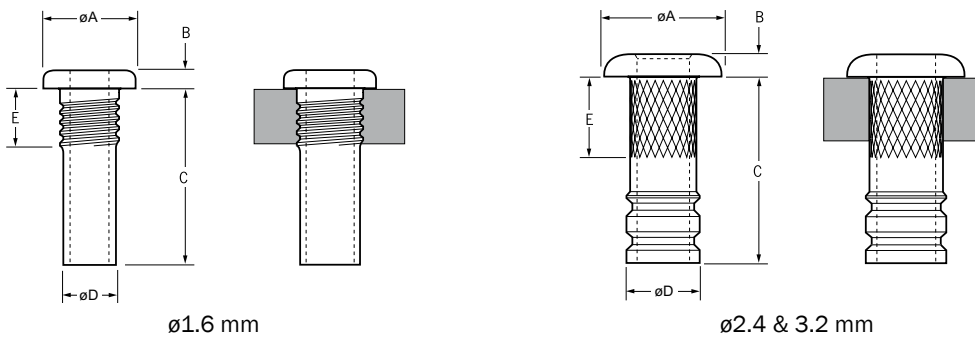
Avlug® 1107



English	Français	Deutsch	Italiano	Español
Dome head	Tête plate	Flachrundkopf	Testa tonda	Cabeza alomada
Brass*	Laiton*	Kupfer-Zink Legierung*	Ottone*	Latón*
Tin plated**	Etamé**	verzinkt**	Stagnato**	Estañado**


*: BS EN 12166 CW 508L DIN 17660 CuZn37

** : Avdel recommends tin plated parts are installed within nine months from the date they were produced / Avdel conseille d'utiliser les pièces en laiton étamé sous un délai de 9 mois après la date de production / Avdel empfiehlt, verzinkte Niete innerhalb 9 Monaten nach Produktionsdatum zu verarbeiten / Avdel raccomanda di utilizzare i prodotti stagnati entro nove mesi a decorrere dalla data di fabbricazione / Avdel recomienda utilizar sus piezas estañadas antes de nueve meses desde la fecha de su fabricación.



ø1.6 mm

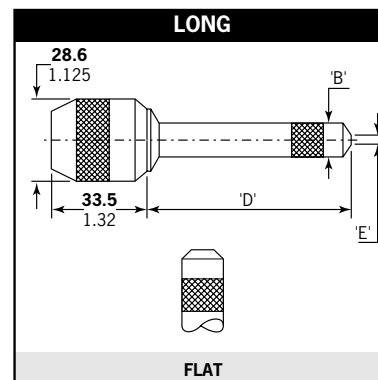
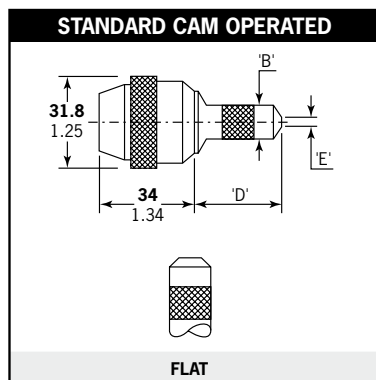
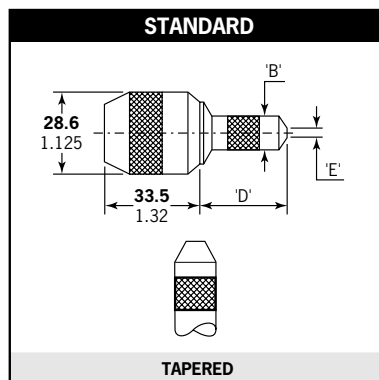
ø2.4 & 3.2 mm

ø			øA	B	C	øD	E	No. of grooves / cannelures / Rillen / rigature / aros	Fasteners per pod / Nombre de rivets par chargeur / Niete pro Magazin / Rivetti per caricatore / Uds./carga	Part No/ref
	nom.	min.								
1.6 (1/16")	1.80	1.93	2.80	0.61	4.11	1.79	2.04	4	62	01107-00205
					6.51					42
2.4 (3/32")	2.62	2.74	4.15	0.94	8.36	2.60	3.43	2	33	01107-00310
					9.96					28
3.2 (1/8")	3.38	3.51	5.52	1.15	9.96	3.36	3.43	3	26	01107-00412

all dimensions in mm / en millimètres / alle Maße in mm / in millimetri / en milímetros

Avlug® Nose Equipment

Ensembles de nez / Mundstücke / Equipaggiamento / Equipos de colocación



Applications with no or little access restrictions.
Pour applications ne présentant que peu ou pas de contraintes d'accès.

Für alle gut zugänglichen Nietpunkte.

Adatta per applicazioni senza restrizioni di accesso o con restrizioni di accesso limitate.

Apta para aquellas aplicaciones sin ninguna o pocas restricciones de acceso.

Nose equipment with addition of a twist cam to ease and speed up the nose jaw opening thus the pod reloading procedure.

Ensembles de nez avec, en plus, une came facilitant et accélérant l'ouverture du nez de pose, et donc le rechargement en fixations.

Zum leichteren Magazinieren haben diese Mundstücke durch einen Drehring zu öffnende Mundstücksschnäbel.

Equipaggiamento con l'aggiunta di una camma per facilitare e rendere più veloce l'apertura della testata e pertanto la procedura di ricarica dell'astuccio portarivetti.

Boquillas que incorporan una leva para facilitar y hacer más rápida la apertura de la boquilla y el procedimiento de carga.

Allows more penetration into applications.

Permet une pénétration supérieure dans les applications sans autres contraintes d'accès.

Für tiefsitzende und eng an den Bauteilseiten anliegende Nietpunkte.

Consente una penetrazione maggiore nell'applicazione senza altre restrizioni di accesso.

Permite una mayor profundidad de acceso en aquellas aplicaciones sin restricción de acceso en anchura.

Ø nom.	Fastener / Rivets / Niettyp / Rivetti / Remaches	Nose Equipment / Nez de pose / Mundstück / Testata / Boquilla /	Part No/ref	Dimensions / Dimension / Abmessungen / Dimensioni / Dimensiones		
				B	D	E
1.6 ¹⁾ (1/16")	Avlug®	Standard	07154-03102	5.46	25.40	2.67
2.4 (3/32")		Standard	07150-03003	9.14	33.02	4.06
		Standard cam operated	07170-04500			
		Standard tapered	07150-03103			
3.2 (1/8")		Long	07150-04003	10.41	58.4	5.08
		Standard	07150-03004	10.41	29.97	
		Standard cam operated	07170-04600		30.23	
		Standard tapered	07170-03104		55.4	
	Long	07150-04004				

all dimensions in mm / en millimètres / alle Maße in mm / in millimetri / en milímetro

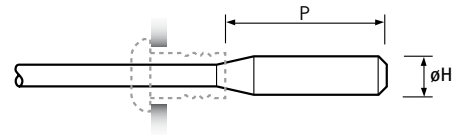
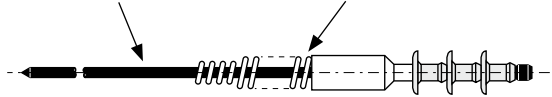
1) Installation only with handtool type 7536 / Outil de pose model 7536 seulement / Verarbeitung nur mit Druckluftgerät Typ 7536 /
Piazzamento solo con attrezzo modello 7536 / Colocación solo con máquina modelo 7536


Avlug® Mandrel & Spring Information

Aiguilles et Ressorts d'aiguille / Nietdorne und -federn
Mandrini e Molle / Mandriles y Muelles

Mandrel / Aiguille / Nietdorn
Mandrino / Mandril

Spring / Ressort d'aiguille / Nietdornfeder /
Molla / Muelle



ø nom.		Description / description / Beschreibung / descrizione / descripción 2)	ø H	P max.	Standard Nose Equipment Nez de pose Standard Standard-Mundstück Testata Standard Boquilla Estándard		Long Nose Equipment Nez de pose Long Langes Mundstück Testata Lunga Boquilla Larga	
					Mandrel Part No/ref	Spring Part No/ref	Mandrel Part No/ref	Spring Part No/ref
1.6 ¹⁾ (1/16")	as rec.	Standard green	1.30	9.01	07154-06602	07154-06802	N/A	N/A
	+ 0.10	1. oversize yellow	1.43	9.67	07155-06702			
2.4 (3/32")	as rec.	Standard green	1.93	8.97	07150-06603	07150-06803	07150-07603	07150-07803
	+ 0.10	1. oversize yellow	2.06	12.14	07150-06703		07150-07703	
3.2 (1/8")	as rec.	Standard green	2.49	15.06	07150-06604	07150-06804	07150-07604	07150-07804

all dimensions in mm / en millimètres / alle Maße in mm / in millimetri / en milimetro

1) Installation only with handtool type 7536 / Outil de pose model 7536 seulement / Verarbeitung nur mit Druckluftgerät Typ 7536 /
Piazzamento solo con attrezzo modello 7536 / Colocación solo con máquina modelo 7536

2) Standard green / Standard verte / Standard grün / Standard verde / Estándar verde

1. oversize yellow / 1. surdimensionnée jaune / 1. Übermaß gelb / 1. maggiorazione giallo / 1. sobremedida amarillo